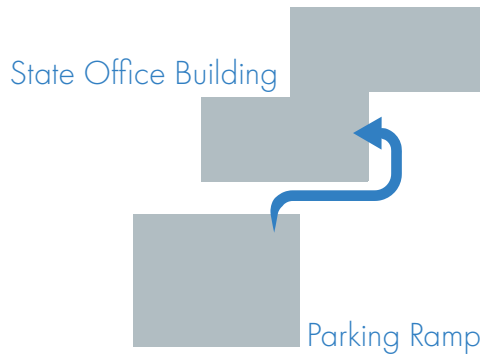


Visiting ETF

Getting from the Parking Ramp to your Appointment

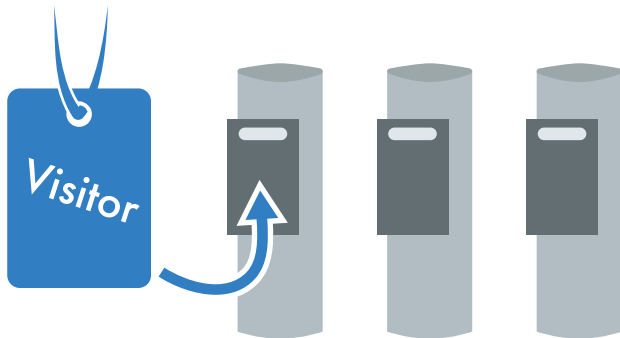
- 1 Exit the parking garage and follow signs to the visitor entrance.



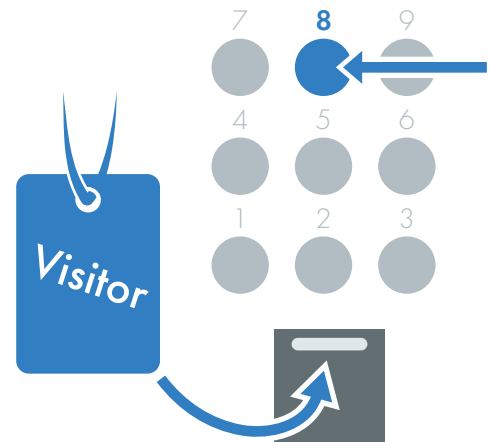
- 2 Check in at the security desk to receive your visitor's badge.



- 3 Elevators are to the right of the security desk. Place your badge on the turnstile sensor to enter the elevator bank.



- 4 In the elevator, place your badge on the sensor and then select floor 8.



- 5 Check in at ETF's reception desk. If you're here for an appointment, present your parking ticket for validation.



The first 30 minutes in the ramp are free.

- 6 After visiting, drop your badge off at the security desk on the first floor.

