



Quarterly Plan Review

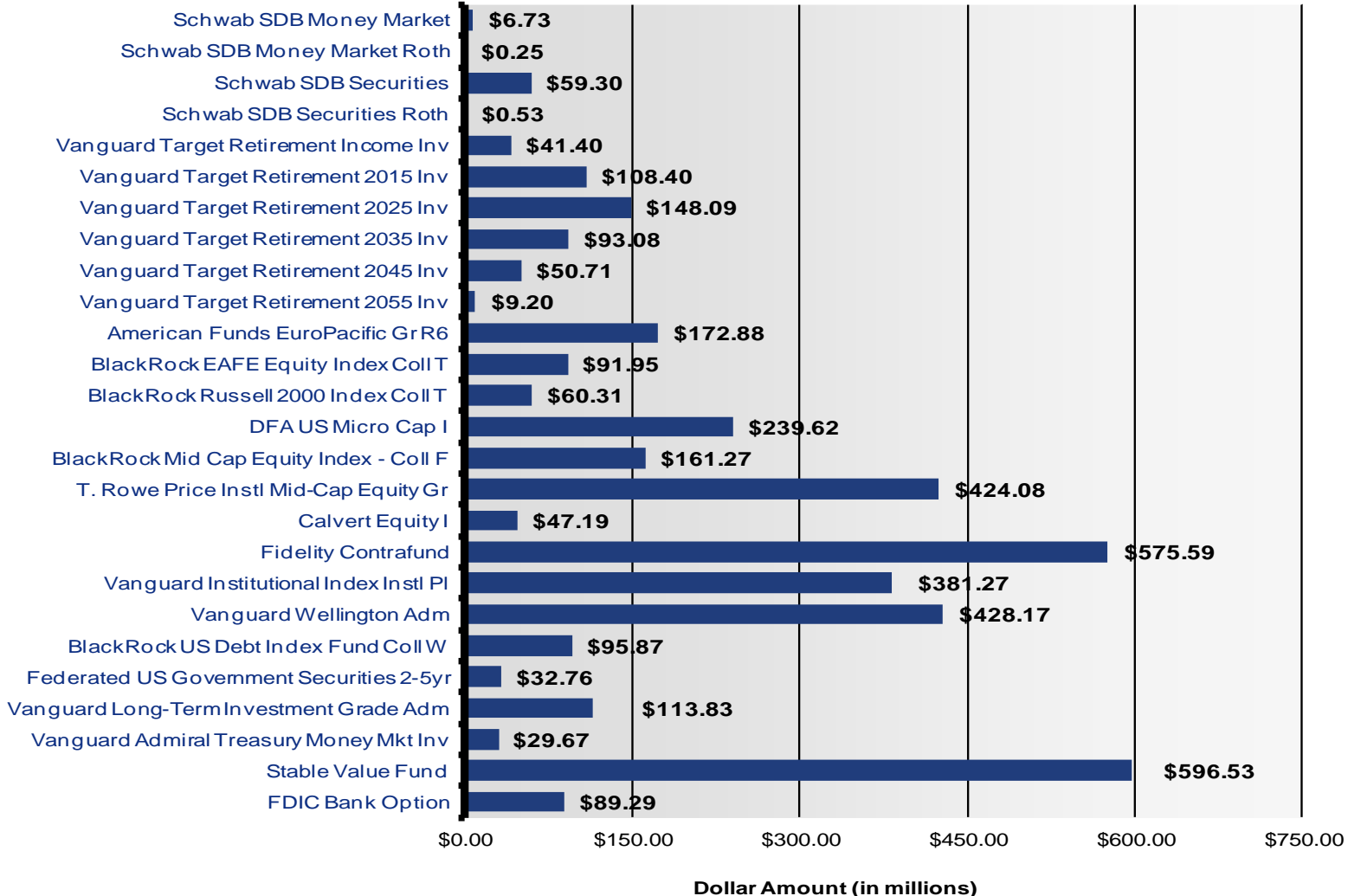
For the Period From April 1, 2015 to June 30, 2015

WDC Assets – All Participants

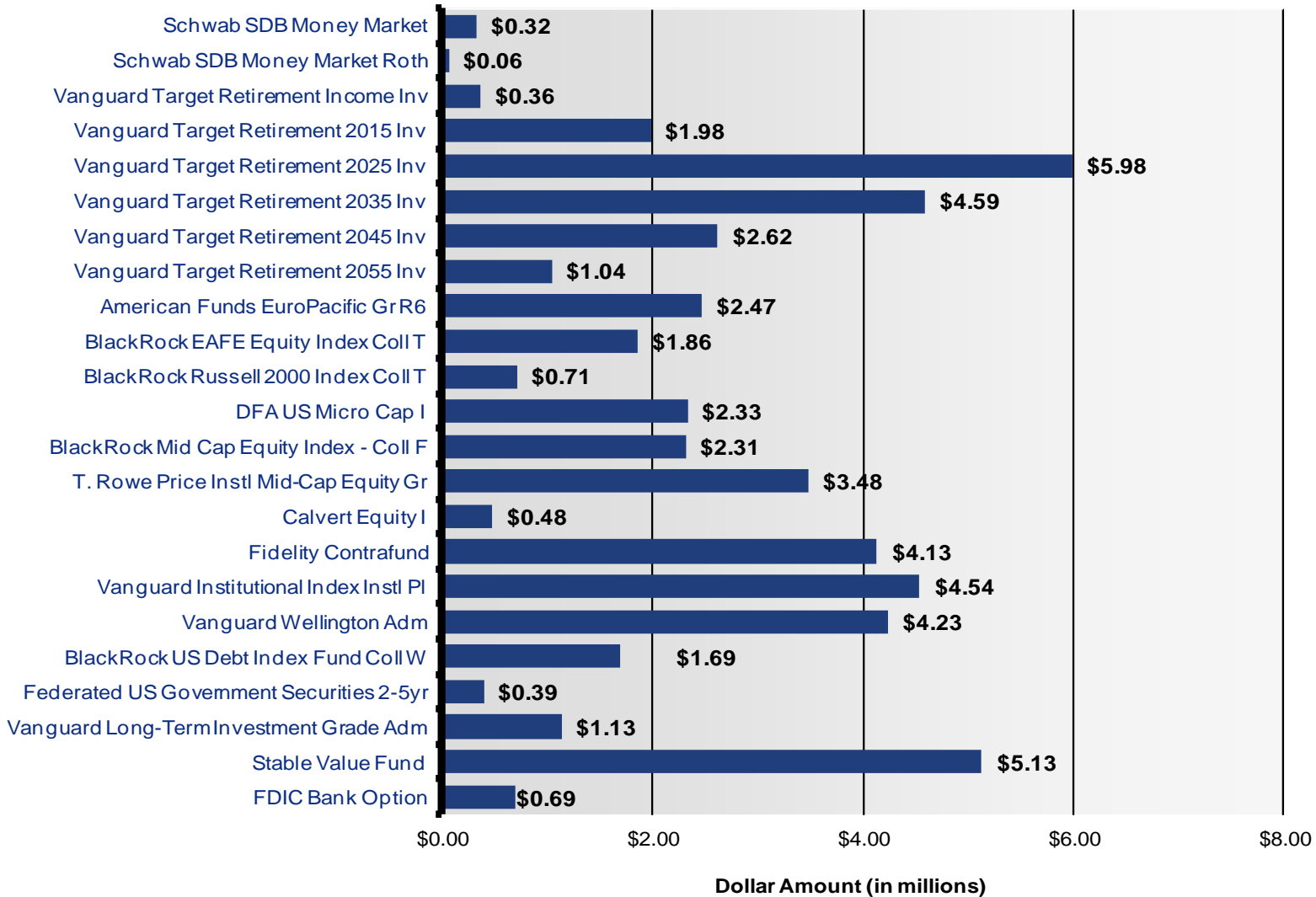
Asset Class/Fund Name	6/30/2015		
	Amount	Pct	Accts
Self-Directed			
Schw ab SDB Money Market	6,731,971	0.2%	586
Schw ab SDB Money Market Roth	249,328	0.0%	31
Schw ab SDB Securities	59,299,773	1.5%	663
Schw ab SDB Securities Roth	527,368	0.0%	33
	66,808,440	1.6%	
Fund of Funds			
Vanguard Target Retirement Income Inv	41,395,844	1.0%	1,265
Vanguard Target Retirement 2015 Inv	108,400,962	2.7%	2,942
Vanguard Target Retirement 2025 Inv	148,093,616	3.6%	5,790
Vanguard Target Retirement 2035 Inv	93,080,033	2.3%	5,492
Vanguard Target Retirement 2045 Inv	50,711,219	1.2%	4,823
Vanguard Target Retirement 2055 Inv	9,202,199	0.2%	1,677
	450,883,873	11.1%	
International			
American Funds EuroPacific Gr R6	172,880,816	4.3%	19,798
BlackRock EAFE Equity Index Coll T	91,948,923	2.3%	14,346
	264,829,739	6.5%	
Small-Cap			
BlackRock Russell 2000 Index Coll T	60,309,430	1.5%	4,941
DFA US Micro Cap I	239,621,016	5.9%	22,362
	299,930,445	7.4%	
Mid-Cap			
BlackRock Mid Cap Equity Index - Coll F	161,274,164	4.0%	16,368
T. Rowe Price Instl Mid-Cap Equity Gr	424,082,755	10.5%	18,059
	585,356,920	14.4%	
Large-Cap			
Calvert Equity I	47,187,871	1.2%	3,171
Fidelity Contrafund	575,586,293	14.2%	23,926
Vanguard Institutional Index Instl Pl	381,270,957	9.4%	22,450
Vanguard Wellington Adm	428,169,780	10.6%	22,873
	1,432,214,901	35.3%	
Bond			
BlackRock US Debt Index Fund Coll W	95,865,749	2.4%	11,911
Federated US Government Securities 2-5yr	32,764,238	0.8%	6,706
Vanguard Long-Term Investment Grade Adm	113,831,132	2.8%	11,403
	242,461,118	6.0%	
Money Market			
Vanguard Admiral Treasury Money Mkt Inv	29,669,970	0.7%	7,302
	29,669,970	0.7%	
Fixed			
Stable Value Fund	596,526,416	14.7%	20,562
FDIC Bank Option	89,287,070	2.2%	3,351
	685,813,486	16.9%	
	4,057,968,892	100.0%	

Total Active Accounts: 57,499
Average Account Balance per Account: 70,575
Average Number of Investment Options per Account: 4.4

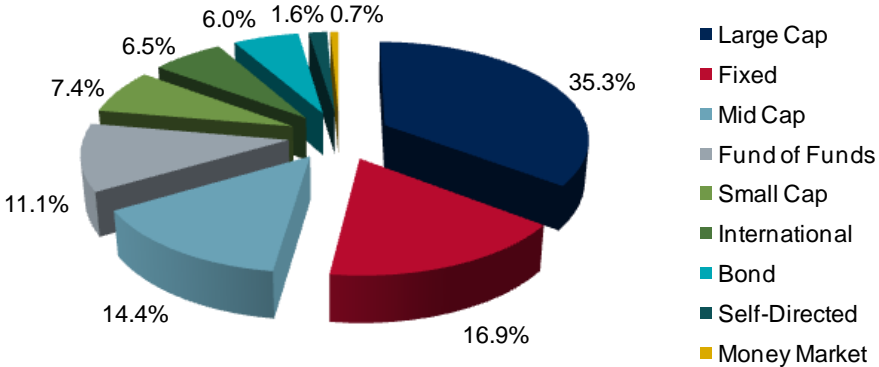
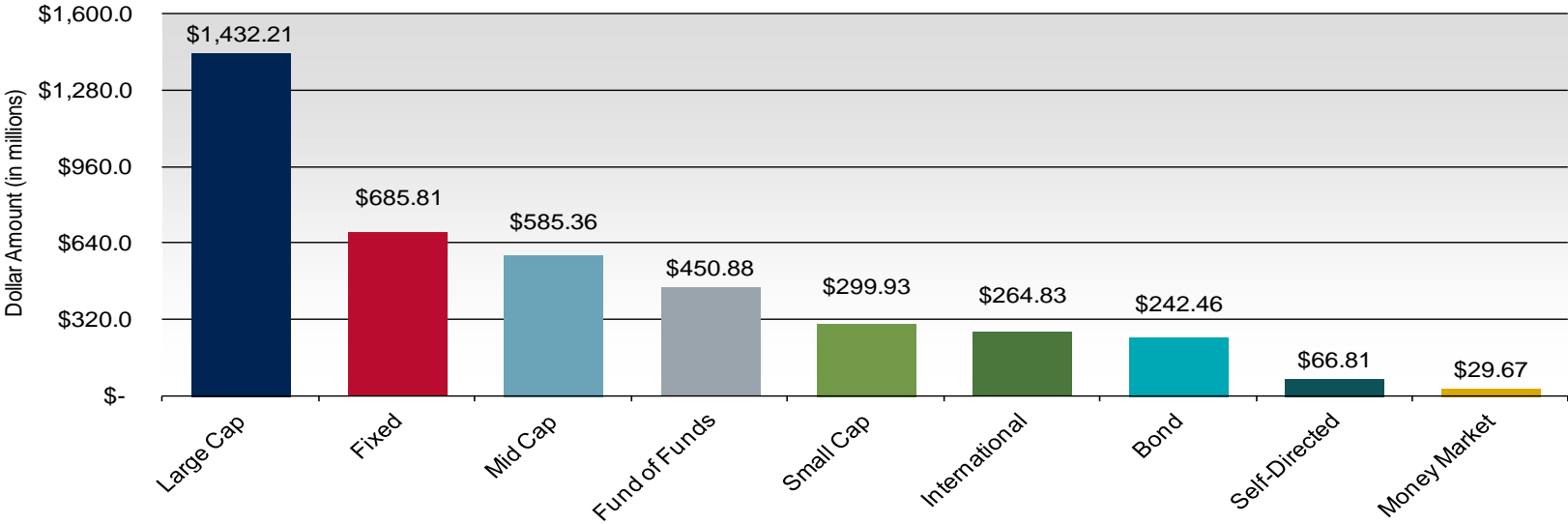
WDC Assets – All Participants



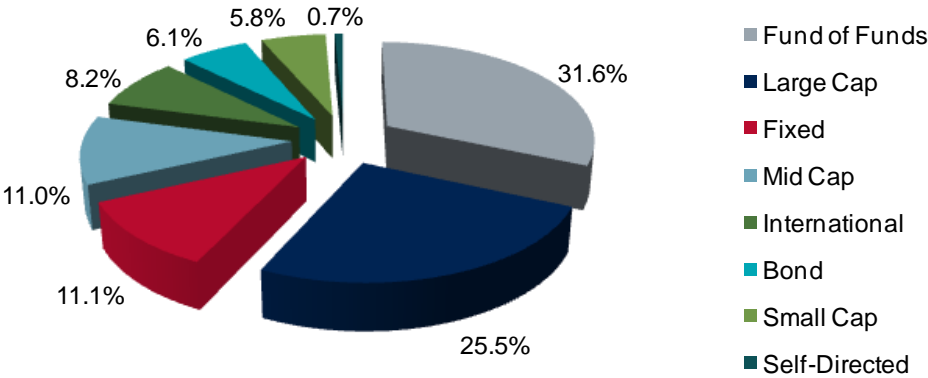
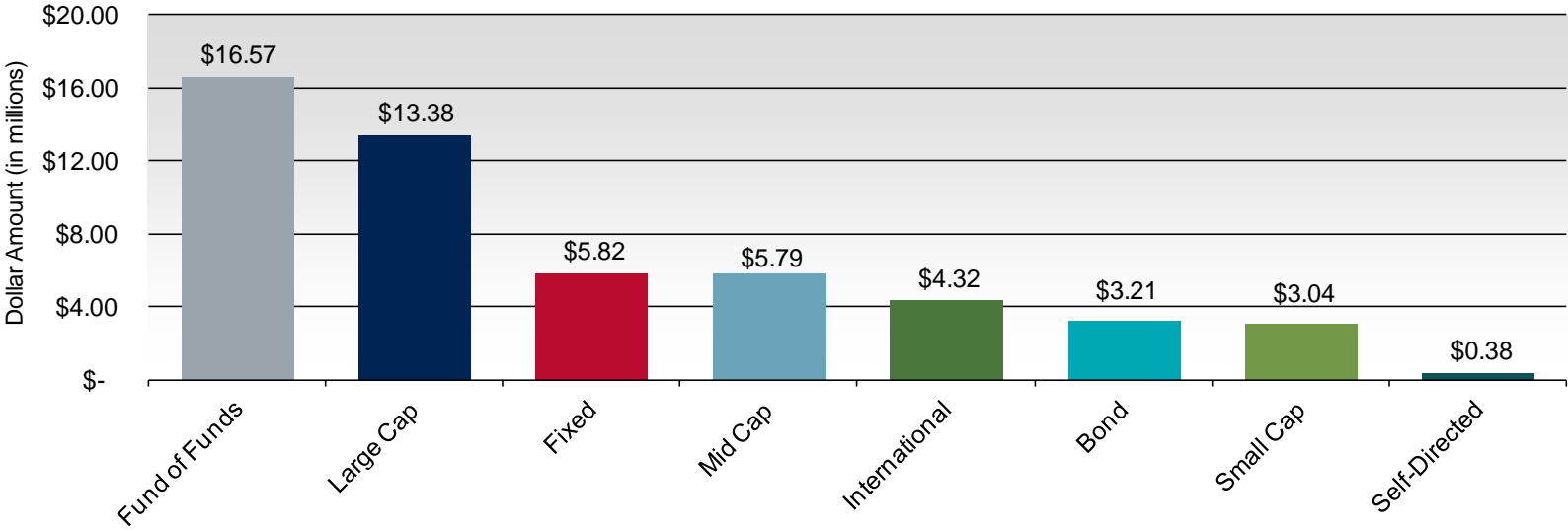
Contributions – All WDC Participants



Assets by Asset Class – All Participants



Contributions by Asset Class – All Participants



Assets – State Participants

Asset Class/Fund Name	6/30/2015		
	Amount	Pct	Accts
Self-Directed			
Schw ab SDB Money Market	4,891,971	0.2%	407
Schw ab SDB Money Market Roth	234,179	0.0%	22
Schw ab SDB Securities	44,456,285	1.6%	457
Schw ab SDB Securities Roth	473,241	0.0%	22
	50,055,675	1.8%	
Fund of Funds			
Vanguard Target Retirement Income Inv	29,124,750	1.0%	751
Vanguard Target Retirement 2015 Inv	71,543,725	2.6%	1,823
Vanguard Target Retirement 2025 Inv	90,367,949	3.2%	3,415
Vanguard Target Retirement 2035 Inv	51,844,683	1.9%	3,120
Vanguard Target Retirement 2045 Inv	31,114,401	1.1%	2,975
Vanguard Target Retirement 2055 Inv	6,255,200	0.2%	1,079
	280,250,709	10.1%	
International			
American Funds EuroPacific Gr R6	116,634,228	4.2%	11,310
BlackRock EAFE Equity Index Coll T	59,454,417	2.1%	8,130
	176,088,644	6.3%	
Small-Cap			
BlackRock Russell 2000 Index Coll T	41,076,804	1.5%	2,970
DFA US Micro Cap I	162,962,355	5.8%	12,770
	204,039,159	7.3%	
Mid-Cap			
BlackRock Mid Cap Equity Index - Coll F	107,534,330	3.9%	9,264
T. Row e Price Instl Mid-Cap Equity Gr	290,932,512	10.4%	10,930
	398,466,842	14.3%	
Large-Cap			
Calvert Equity I	34,918,165	1.3%	2,081
Fidelity Contrafund	402,900,808	14.4%	14,133
Vanguard Institutional Index Instl Pl	271,918,195	9.8%	13,246
Vanguard Wellington Adm	290,503,086	10.4%	13,372
	1,000,240,254	35.9%	
Bond			
BlackRock US Debt Index Fund Coll W	59,072,846	2.1%	6,538
Federated US Government Securities 2-5yr	23,653,680	0.8%	4,010
Vanguard Long-Term Investment Grade Adm	83,822,704	3.0%	7,227
	166,549,230	6.0%	
Money Market			
Vanguard Admiral Treasury Money Mkt Inv	21,993,250	0.8%	4,637
	21,993,250	0.8%	
Fixed			
Stable Value Fund	424,051,984	15.2%	12,183
FDIC Bank Option	66,549,597	2.4%	2,235
	490,601,582	17.6%	
	2,788,285,345	100.0%	

Active Participants: **34,243**
Average Account Balance per Participant: **81,426**
Average Number of Investment Options per Participant: **4.4**

Assets – Local Participants

Asset Class/Fund Name	6/30/2015		
	Amount	Pct	Accts
Self-Directed			
Schw ab SDB Money Market	1,840,000	0.1%	179
Schw ab SDB Money Market Roth	15,149	0.0%	9
Schw ab SDB Securities	14,843,489	1.2%	206
Schw ab SDB Securities Roth	54,127	0.0%	11
	16,752,765	1.3%	
Fund of Funds			
Vanguard Target Retirement Income Inv	12,271,095	1.0%	514
Vanguard Target Retirement 2015 Inv	36,857,236	2.9%	1,119
Vanguard Target Retirement 2025 Inv	57,725,666	4.5%	2,375
Vanguard Target Retirement 2035 Inv	41,235,350	3.2%	2,372
Vanguard Target Retirement 2045 Inv	19,596,818	1.5%	1,848
Vanguard Target Retirement 2055 Inv	2,946,999	0.2%	598
	170,633,164	13.4%	
International			
American Funds EuroPacific Gr R6	56,246,589	4.4%	8,488
BlackRock EAFE Equity Index Coll T	32,494,506	2.6%	6,216
	88,741,095	7.0%	
Small-Cap			
BlackRock Russell 2000 Index Coll T	19,232,626	1.5%	1,971
DFA US Micro Cap I	76,658,661	6.0%	9,592
	95,891,286	7.6%	
Mid-Cap			
BlackRock Mid Cap Equity Index - Coll F	53,739,834	4.2%	7,104
T. Row e Price Instl Mid-Cap Equity Gr	133,150,244	10.5%	7,129
	186,890,078	14.7%	
Large-Cap			
Calvert Equity I	12,269,705	1.0%	1,090
Fidelity Contrafund	172,685,486	13.6%	9,793
Vanguard Institutional Index Instl Pl	109,352,762	8.6%	9,204
Vanguard Wellington Adm	137,666,694	10.8%	9,501
	431,974,647	34.0%	
Bond			
BlackRock US Debt Index Fund Coll W	36,792,903	2.9%	5,373
Federated US Government Securities 2-5yr	9,110,557	0.7%	2,696
Vanguard Long-Term Investment Grade Adm	30,008,428	2.4%	4,176
	75,911,888	6.0%	
Money Market			
Vanguard Admiral Treasury Money Mkt Inv	7,676,719	0.6%	2,665
	7,676,719	0.6%	
Fixed			
Stable Value Fund	172,474,431	13.6%	8,379
FDIC Bank Option	22,737,473	1.8%	1,116
	195,211,904	15.4%	
	1,269,683,546	100.0%	

Active Participants: **23,256**
Average Account Balance per Participant: **54,596**
Average Number of Investment Options per Participant: **4.4**

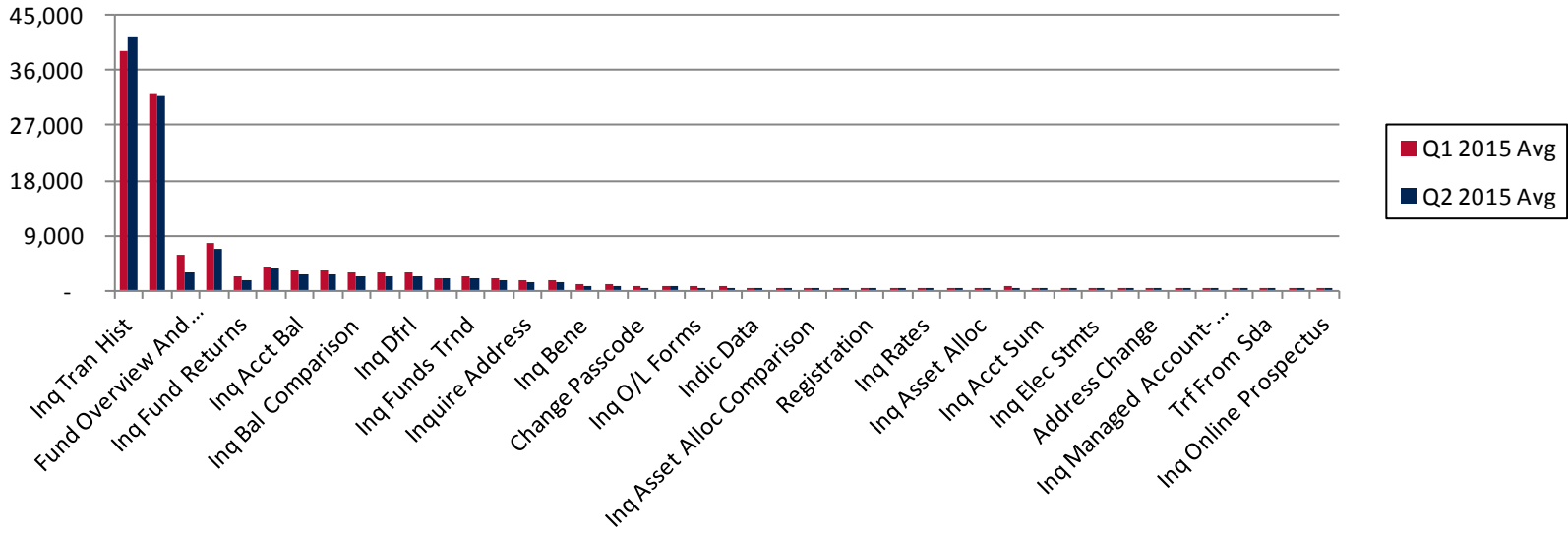
WDC Participation Statistics

	State	Local	Total
Participants 3/31/2014	33,861	22,872	56,733
New Enrollments 10/01/2014 - 12/31/2014	649	567	1,216
Withdrawals			
Service Separation			
<i>Full</i>	212	172	384
<i>Partial</i>	307	150	457
Periodic Payments	1,459	638	2,097
Hardship			
<i>Full</i>	0	0	0
<i>Partial</i>	25	13	38
DeMinimis			
<i>Full</i>	0	0	0
<i>Partial</i>	1	0	1
Final Withdrawals			
<i>Rollovers out of the WDC</i>	1	0	1
<i>Final Withdrawals</i>	35	31	66
Participants 6/30/2015	34,243	23,256	57,499

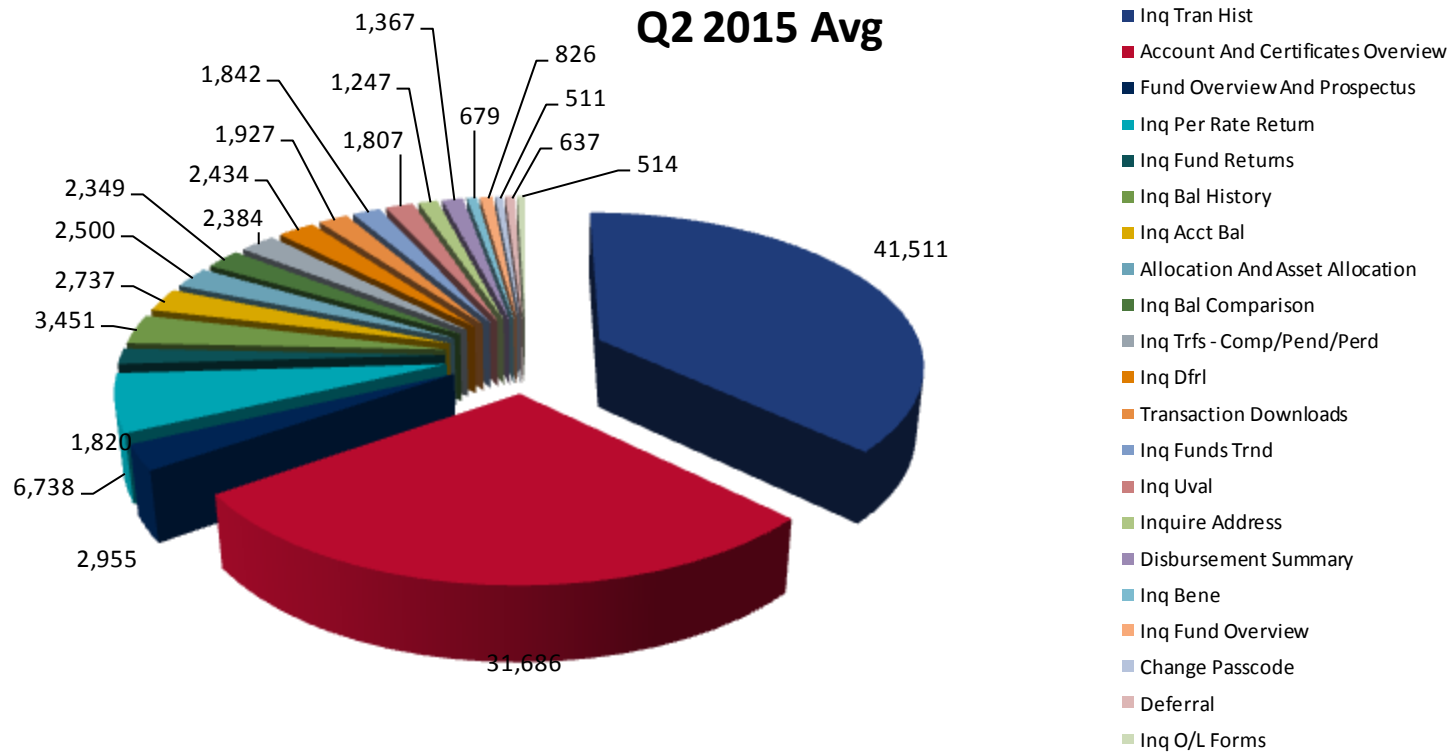
Web Activity

Category	Plan Totals			
	1/1/2015 to 3/31/2015		4/1/2015 to 6/30/2015	
	Avg	Pct	Avg	Pct
Inq Tran Hist	39,258	31.2%	41,511	35.8%
Account And Certificates Overview	32,196	25.6%	31,686	27.3%
Fund Overview And Prospectus	5,764	4.6%	2,955	2.5%
Inq Per Rate Return	7,851	6.2%	6,738	5.8%
Inq Fund Returns	2,283	1.8%	1,820	1.6%
Inq Bal History	3,983	3.2%	3,451	3.0%
Inq Acct Bal	3,259	2.6%	2,737	2.4%
Allocation And Asset Allocation	3,168	2.5%	2,500	2.2%
Inq Bal Comparison	2,842	2.3%	2,349	2.0%
Inq Trfs - Comp/Pend/Perd	3,086	2.5%	2,384	2.1%
Inq Dfrl	2,972	2.4%	2,434	2.1%
Transaction Downloads	1,946	1.5%	1,927	1.7%
Inq Funds Trnd	2,335	1.9%	1,842	1.6%
Inq Uval	2,135	1.7%	1,807	1.6%
Inquire Address	1,597	1.3%	1,247	1.1%
Disbursement Summary	1,677	1.3%	1,367	1.2%
Inq Bene	933	0.7%	679	0.6%
Inq Fund Overview	1,118	0.9%	826	0.7%
Change Passcode	655	0.5%	511	0.4%
Deferral	768	0.6%	637	0.5%
Inq O/L Forms	797	0.6%	514	0.4%
Email Address	581	0.5%	441	0.4%
Indic Data	512	0.4%	405	0.3%
Fund To Fund Trf	513	0.4%	407	0.4%
Inq Asset Alloc Comparison	360	0.3%	297	0.3%
Inq Fund Prospectus	367	0.3%	285	0.2%
Registration	363	0.3%	317	0.3%
Inq Stmt On Demand	232	0.2%	200	0.2%
Inq Rates	275	0.2%	237	0.2%
Allocation	303	0.2%	242	0.2%
Inq Asset Alloc	239	0.2%	169	0.1%
Elec Filing Cabinet	659	0.5%	410	0.4%
Inq Acct Sum	161	0.1%	115	0.1%
Beneficiaries	169	0.1%	132	0.1%
Inq Elec Stmt	72	0.1%	55	0.0%
Rebalancer	133	0.1%	103	0.1%
Address Change	73	0.1%	124	0.1%
Order Passcode	79	0.1%	67	0.1%
Inq Managed Account-Ibbotson	109	0.1%	138	0.1%
Trf To Sda	24	0.0%	20	0.0%
Trf From Sda	11	0.0%	10	0.0%
Inq Alloc	1	0.0%	1	0.0%
Inq Online Prospectus	1	0.0%	1	0.0%
GRAND TOTAL	125,860	100.0%	116,098	100.0%
Avg Distinct Visitors Per Month	8,607		8,029	
Avg Number of Successful Logins Per Month	60,065		58,566	
Average # of Logins per Visitor	7.0		7.3	

Web Activity - Continued



Web Activity - Continued

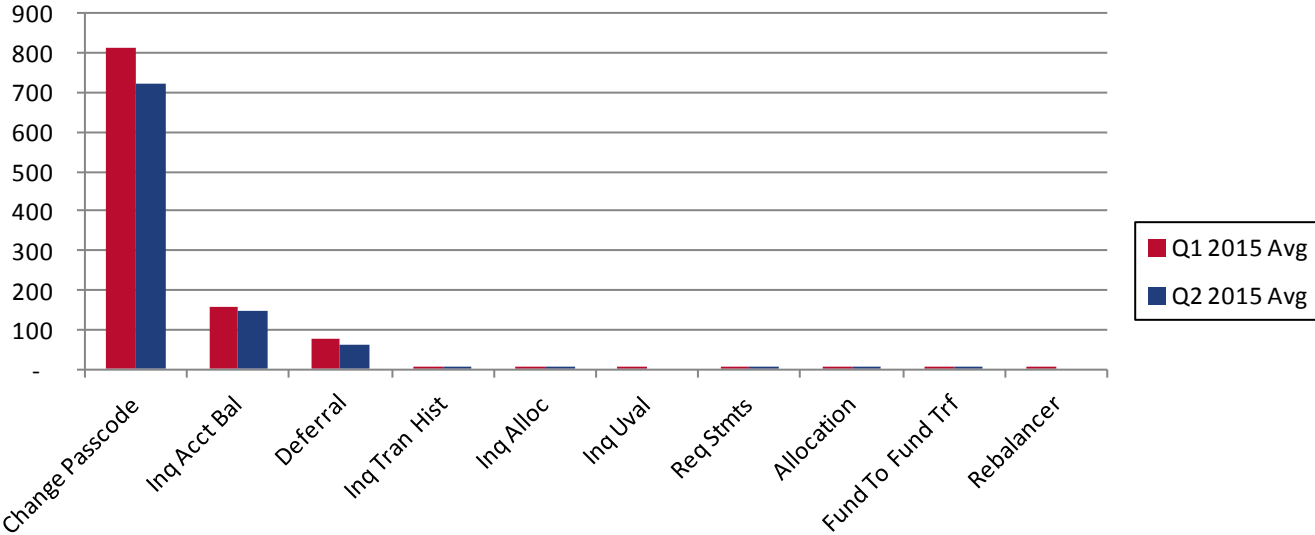


KeyTalk (IVR) Activity

Category	Plan Totals			
	1/1/2015 to 3/31/2015		4/1/2015 to 6/30/2015	
	Avg	Pct	Avg	Pct
Change Passcode	815	76.0%	725	77.1%
Inq Acct Bal	160	14.9%	146	15.5%
Deferral	75	7.0%	60	6.4%
Inq Tran Hist	4	0.4%	3	0.3%
Inq Alloc	7	0.7%	3	0.3%
Inq Uval	5	0.5%	-	0.0%
Req Stmt	1	0.1%	1	0.1%
Allocation	1	0.1%	1	0.1%
Fund To Fund Trf	4	0.4%	1	0.1%
Rebalancer	1	0.1%	-	0.0%
GRAND TOTAL	1,073	100.0%	940	100.0%

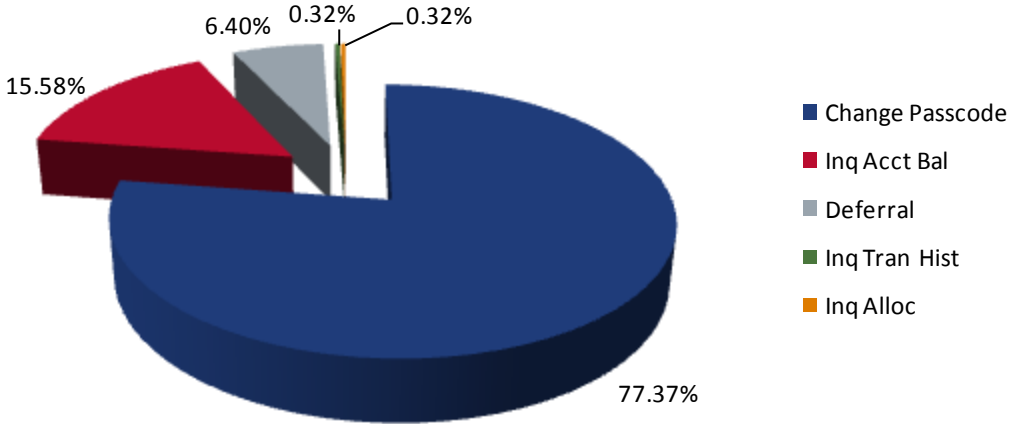
Avg Unique Callers Per Month	1,541	1,326
Avg Total Calls Per Month	2,874	2,494
Avg Rolled to Customer Service Per Month	1,502	1,315
Pct Transferred to CSR	52.3%	52.7%

KeyTalk (IVR) Activity - Continued



KeyTalk (IVR) Activity - Continued

Q2 2015 Usage



Call Center and VRU Statistics

Wisconsin	Jan	Feb	Mar	Apr	May	Jun	1st Qtr	2nd Qtr	YTD
Total Calls Offered	2,303	1,838	1,793	2,066	1,548	1,647	5,934	5,261	11,195
Total Calls Answered	2,274	1,808	1,768	2,027	1,537	1,629	5,850	5,193	11,043
Total Calls Abandoned	29	30	25	39	11	18	84	68	152
CS Average Speed of Answer	0:40	0:45	0:52	0:44	0:30	0:22	0:45	0:33	0:42
CS Average Abandon Time	3:24	3:28	3:26	1:47	1:49	0:57	3:25	1:32	3:26
CS Average Talk Time	6:22	5:58	6:17	6:06	6:34	6:23	6:13	6:19	6:11
Calls answered w/in 90 sec	1,951	1,576	1,476	1,684	1,359	1,513	5,003	4,556	9,559
CS % of Calls Aban incl EIVR	0.67%	0.77%	0.70%	0.95%	0.35%	0.58%	0.38%	0.65%	0.47%
Service Level w/in 90 sec incl IVR	93%	94%	92%	92%	94%	96%	96%	94%	95%

Disclosures

Core securities, when offered, are offered through GWFS Equities, Inc. and/or other broker dealers.

GWFS Equities, Inc., Member FINRA/SIPC, is a wholly owned subsidiary of Great-West Life & Annuity Insurance Company. Empower Retirement refers to the products and services offered in the retirement markets by Great-West Life & Annuity Insurance Company (GWL&A), Corporate Headquarters: Greenwood Village, CO; Great-West Life & Annuity Insurance Company of New York, Home Office: White Plains, NY; and their subsidiaries and affiliates. The trademarks, logos, service marks, and design elements used are owned by their respective owners and are used by permission.



EMPOWER™