



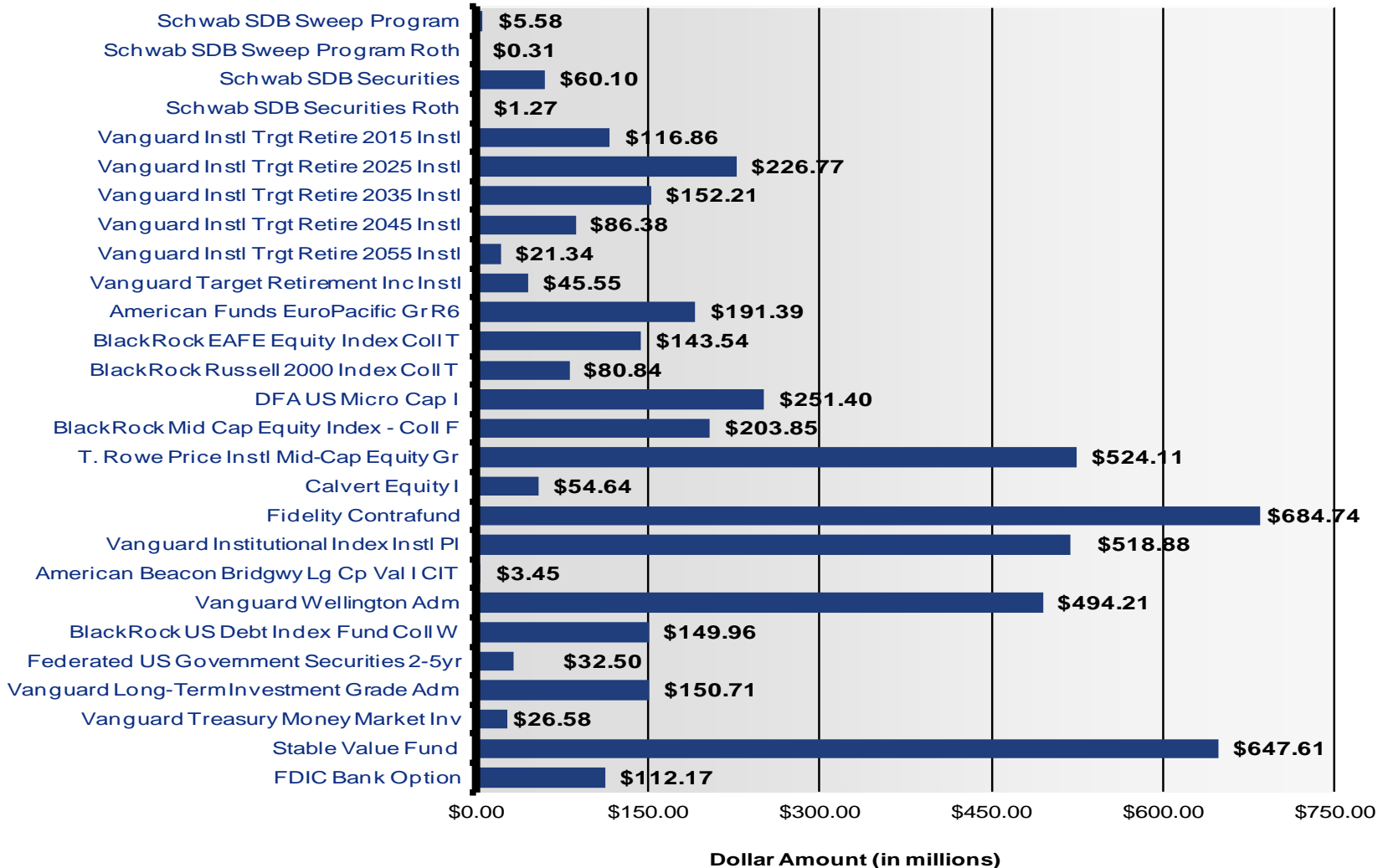
Quarterly Plan Review

For the Period From October 1, 2017 to December 31, 2017

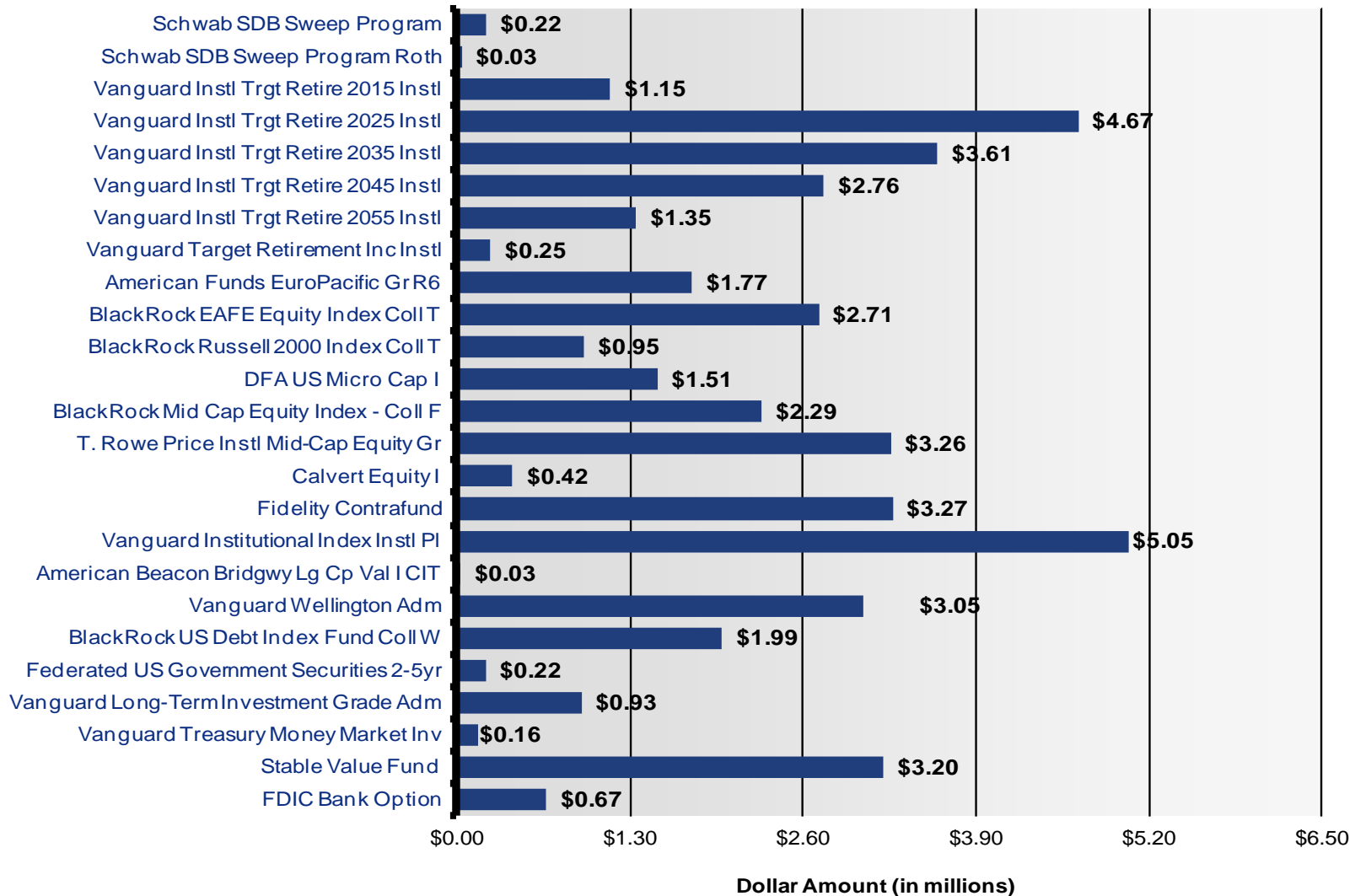
WDC Assets – All Participants

Asset Class/Fund Name	12/31/2017		
	Amount	Pct	Accts
Self-Directed			
Schw ab SDB Sw eep Program	5,579,521	0.1%	556
Schw ab SDB Sw eep Program Roth	314,465	0.0%	45
Schw ab SDB Securities	60,101,571	1.2%	580
Schw ab SDB Securities Roth	1,273,061	0.0%	42
	67,268,618	1.3%	
Fund of Funds			
Vanguard Instl Trgt Retire 2015 Instl	116,863,666	2.3%	3,183
Vanguard Instl Trgt Retire 2025 Instl	226,770,472	4.5%	6,593
Vanguard Instl Trgt Retire 2035 Instl	152,210,956	3.1%	6,653
Vanguard Instl Trgt Retire 2045 Instl	86,375,117	1.7%	5,987
Vanguard Instl Trgt Retire 2055 Instl	21,338,129	0.4%	3,196
Vanguard Target Retirement Inc Instl	45,548,734	0.9%	1,827
	649,107,074	13.0%	
International			
American Funds EuroPacific Gr R6	191,386,384	3.8%	21,121
BlackRock EAFE Equity Index Coll T	143,542,235	2.9%	17,320
	334,928,619	6.7%	
Small-Cap			
BlackRock Russell 2000 Index Coll T	80,837,127	1.6%	13,712
DFA US Micro Cap I	251,404,700	5.0%	12,975
	332,241,827	6.7%	
Mid-Cap			
BlackRock Mid Cap Equity Index - Coll F	203,853,695	4.1%	19,280
T. Row e Price Instl Mid-Cap Equity Gr	524,108,785	10.5%	28,653
	727,962,479	14.6%	
Large-Cap			
Calvert Equity I	54,639,817	1.1%	3,046
Fidelity Contrafund	684,740,524	13.7%	19,399
Vanguard Institutional Index Instl Pl	518,875,025	10.4%	25,369
American Beacon Bridgwy Lg Cp Val I CIT	3,450,606	0.1%	4,242
Vanguard Wellington Adm	494,208,502	9.9%	24,057
	1,755,914,473	35.2%	
Bond			
BlackRock US Debt Index Fund Coll W	149,964,811	3.0%	15,188
Federated US Government Securities 2-5yr	32,499,949	0.7%	6,235
Vanguard Long-Term Investment Grade Adm	150,713,442	3.0%	13,117
	333,178,202	6.7%	
Money Market			
Vanguard Treasury Money Market Inv	26,577,710	0.5%	6,670
	26,577,710	0.5%	
Fixed			
Stable Value Fund	647,614,868	13.0%	23,259
FDIC Bank Option	112,172,717	2.2%	10,261
	759,787,585	15.2%	
	4,986,966,588	100.0%	

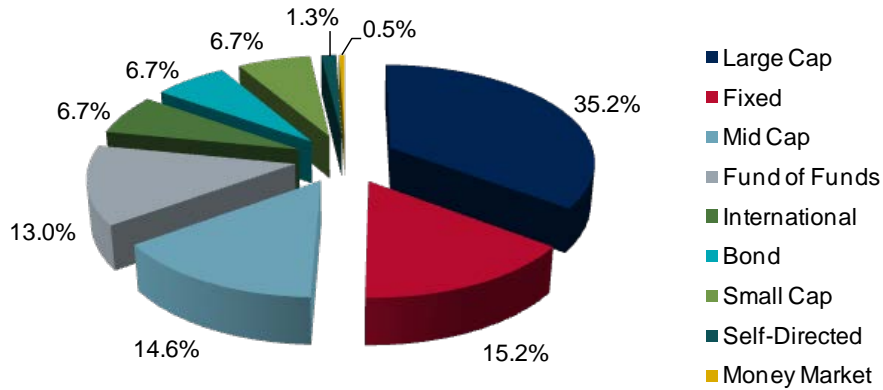
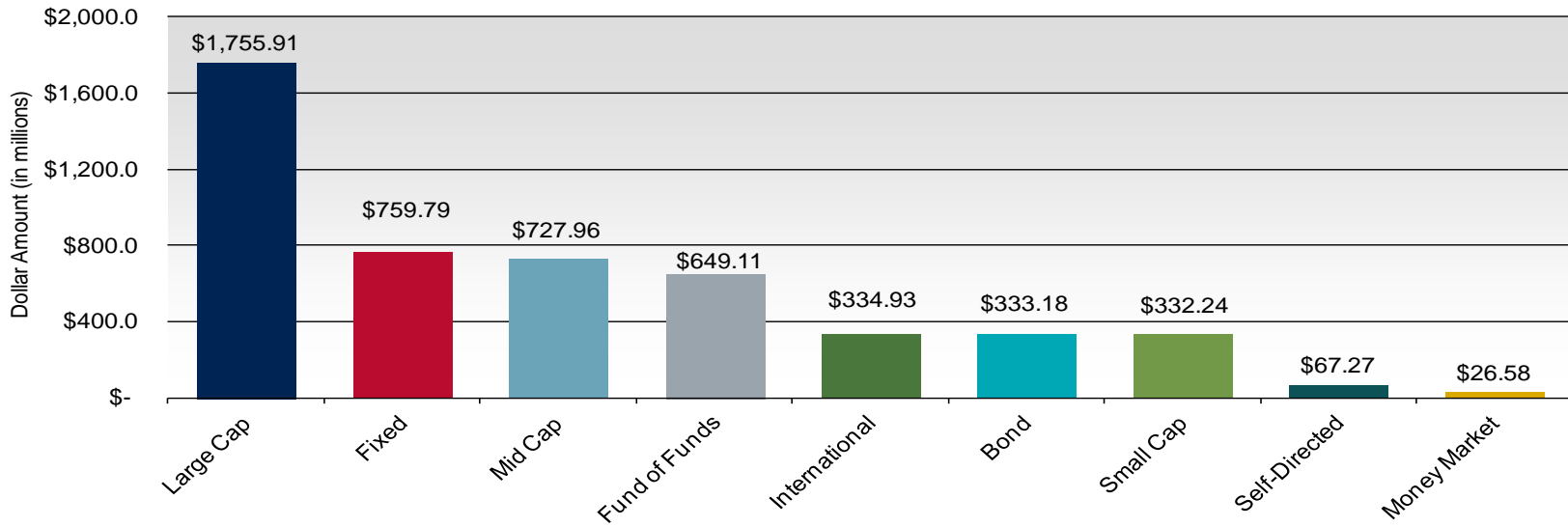
WDC Assets – All Participants



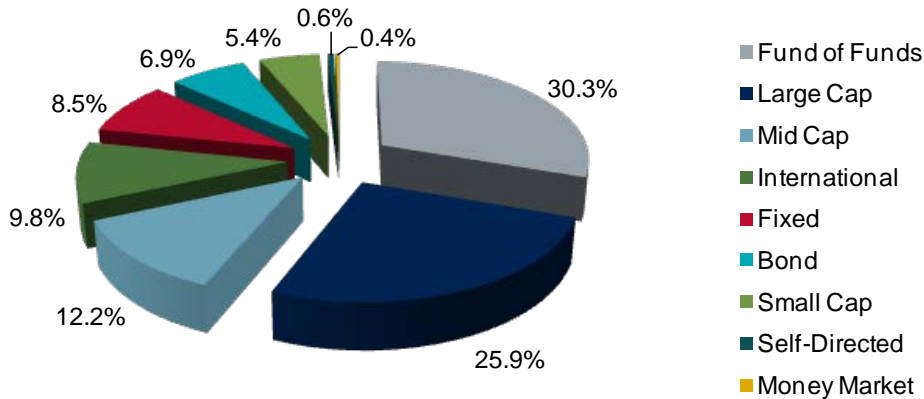
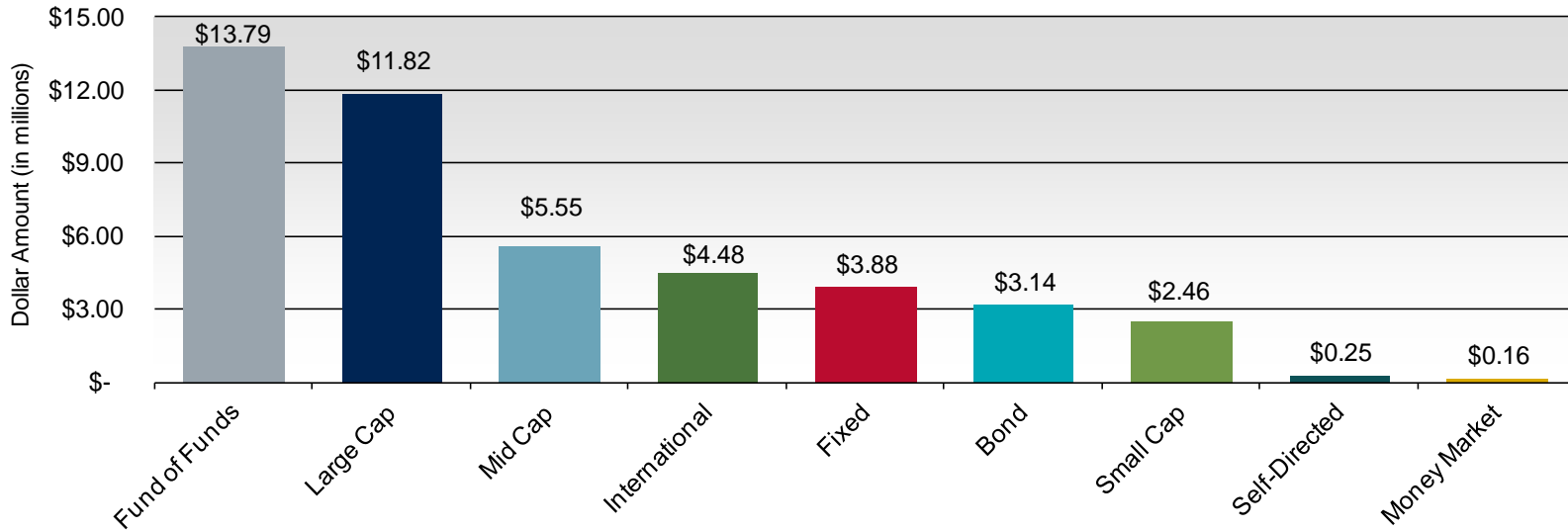
Contributions – All WDC Participants



Assets by Asset Class – All Participants



Contributions by Asset Class – All Participants



Assets – State Participants

Asset Class/Fund Name	12/31/2017		
	Amount	Pct	Accts
Self-Directed			
Schw ab SDB Sw eep Program	4,248,445	0.1%	395
Schw ab SDB Sw eep Program Roth	290,914	0.0%	31
Schw ab SDB Securities	43,711,557	1.3%	402
Schw ab SDB Securities Roth	1,142,942	0.0%	32
	49,393,859	1.5%	
Fund of Funds			
Vanguard Instl Trgt Retire 2015 Instl	76,059,712	2.3%	1,967
Vanguard Instl Trgt Retire 2025 Instl	137,923,779	4.1%	3,851
Vanguard Instl Trgt Retire 2035 Instl	83,603,023	2.5%	3,722
Vanguard Instl Trgt Retire 2045 Instl	52,334,635	1.6%	3,606
Vanguard Instl Trgt Retire 2055 Instl	13,762,719	0.4%	1,923
Vanguard Target Retirement Inc Instl	31,572,582	0.9%	1,148
	395,256,452	11.8%	
International			
American Funds EuroPacific Gr R6	128,613,574	3.8%	12,121
BlackRock EAFE Equity Index Coll T	87,784,383	2.6%	9,852
	216,397,957	6.4%	
Small-Cap			
BlackRock Russell 2000 Index Coll T	52,549,317	1.6%	7,861
DFA US Micro Cap I	170,727,760	5.1%	7,682
	223,277,076	6.6%	
Mid-Cap			
BlackRock Mid Cap Equity Index - Coll F	132,199,462	3.9%	10,973
T. Row e Price Instl Mid-Cap Equity Gr	350,056,618	10.4%	16,613
	482,256,080	14.3%	
Large-Cap			
Calvert Equity I	40,111,414	1.2%	1,965
Fidelity Contrafund	473,943,312	14.1%	11,654
Vanguard Institutional Index Instl Pl	361,656,951	10.8%	14,926
American Beacon Bridgw y Lg Cp Val I CIT	2,070,621	0.1%	2,394
Vanguard Wellington Adm	335,902,035	10.0%	14,063
	1,213,684,333	36.1%	
Bond			
BlackRock US Debt Index Fund Coll W	92,700,466	2.8%	8,490
Federated US Government Securities 2-5yr	23,051,745	0.7%	3,750
Vanguard Long-Term Investment Grade Adm	109,347,325	3.3%	8,077
	225,099,536	6.7%	
Money Market			
Vanguard Treasury Money Market Inv	20,058,143	0.6%	4,243
	20,058,143	0.6%	
Fixed			
Stable Value Fund	453,549,584	13.5%	13,825
FDIC Bank Option	82,207,054	2.4%	5,781
	535,756,638	15.9%	
	3,361,180,073	100.0%	

Assets – Local Participants

Asset Class/Fund Name	12/31/2017		
	Amount	Pct	Accts
Self-Directed			
Schw ab SDB Sw eep Program	1,331,076	0.1%	161
Schw ab SDB Sw eep Program Roth	23,551	0.0%	14
Schw ab SDB Securities	16,390,014	1.0%	178
Schw ab SDB Securities Roth	130,118	0.0%	10
	17,874,759	1.1%	
Fund of Funds			
Vanguard Instl Trgt Retire 2015 Instl	40,803,953	2.5%	1,216
Vanguard Instl Trgt Retire 2025 Instl	88,846,693	5.5%	2,742
Vanguard Instl Trgt Retire 2035 Instl	68,607,933	4.2%	2,931
Vanguard Instl Trgt Retire 2045 Instl	34,040,481	2.1%	2,381
Vanguard Instl Trgt Retire 2055 Instl	7,575,410	0.5%	1,273
Vanguard Target Retirement Inc Instl	13,976,152	0.9%	679
	253,850,622	15.6%	
International			
American Funds EuroPacific Gr R6	62,772,810	3.9%	9,000
BlackRock EAFE Equity Index Coll T	55,757,852	3.4%	7,468
	118,530,662	7.3%	
Small-Cap			
BlackRock Russell 2000 Index Coll T	28,287,810	1.7%	5,851
DFA US Micro Cap I	80,676,941	5.0%	5,293
	108,964,751	6.7%	
Mid-Cap			
BlackRock Mid Cap Equity Index - Coll F	71,654,233	4.4%	8,307
T. Rowe Price Instl Mid-Cap Equity Gr	174,052,167	10.7%	12,040
	245,706,400	15.1%	
Large-Cap			
Calvert Equity I	14,528,403	0.9%	1,081
Fidelity Contrafund	210,797,212	13.0%	7,745
Vanguard Institutional Index Instl Pl	157,218,073	9.7%	10,443
American Beacon Bridgwy Lg Cp Val I CIT	1,379,985	0.1%	1,848
Vanguard Wellington Adm	158,306,467	9.7%	9,994
	542,230,140	33.4%	
Bond			
BlackRock US Debt Index Fund Coll W	57,264,345	3.5%	6,698
Federated US Government Securities 2-5yr	9,448,204	0.6%	2,485
Vanguard Long-Term Investment Grade Adm	41,366,117	2.5%	5,040
	108,078,666	6.6%	
Money Market			
Vanguard Treasury Money Market Inv	6,519,567	0.4%	2,427
	6,519,567	0.4%	
Fixed			
Stable Value Fund	194,065,284	11.9%	9,434
FDIC Bank Option	29,965,664	1.8%	4,480
	224,030,947	13.8%	
	1,625,786,515	100.0%	

WDC Participation Statistics

	State	Local	Total
Participants 10/01/2017	36,479	25,213	61,692
New Enrollments 10/1/2017 - 12/31/2017	493	412	905
Withdrawals			
Service Separation			
<i>Full</i>	168	89	257
<i>Partial</i>	167	103	270
Periodic Payments	2,495	1,181	3,676
Hardship			
<i>Full</i>	0	0	0
<i>Partial</i>	43	11	54
DeMinimis			
<i>Full</i>	0	0	0
<i>Partial</i>	2	0	2
Final Withdrawals			
<i>Rollovers out of the WDC</i>	0	2	2
<i>Final Withdrawals</i>	116	56	172
Participants 12/31/2017	36,644	25,431	62,075

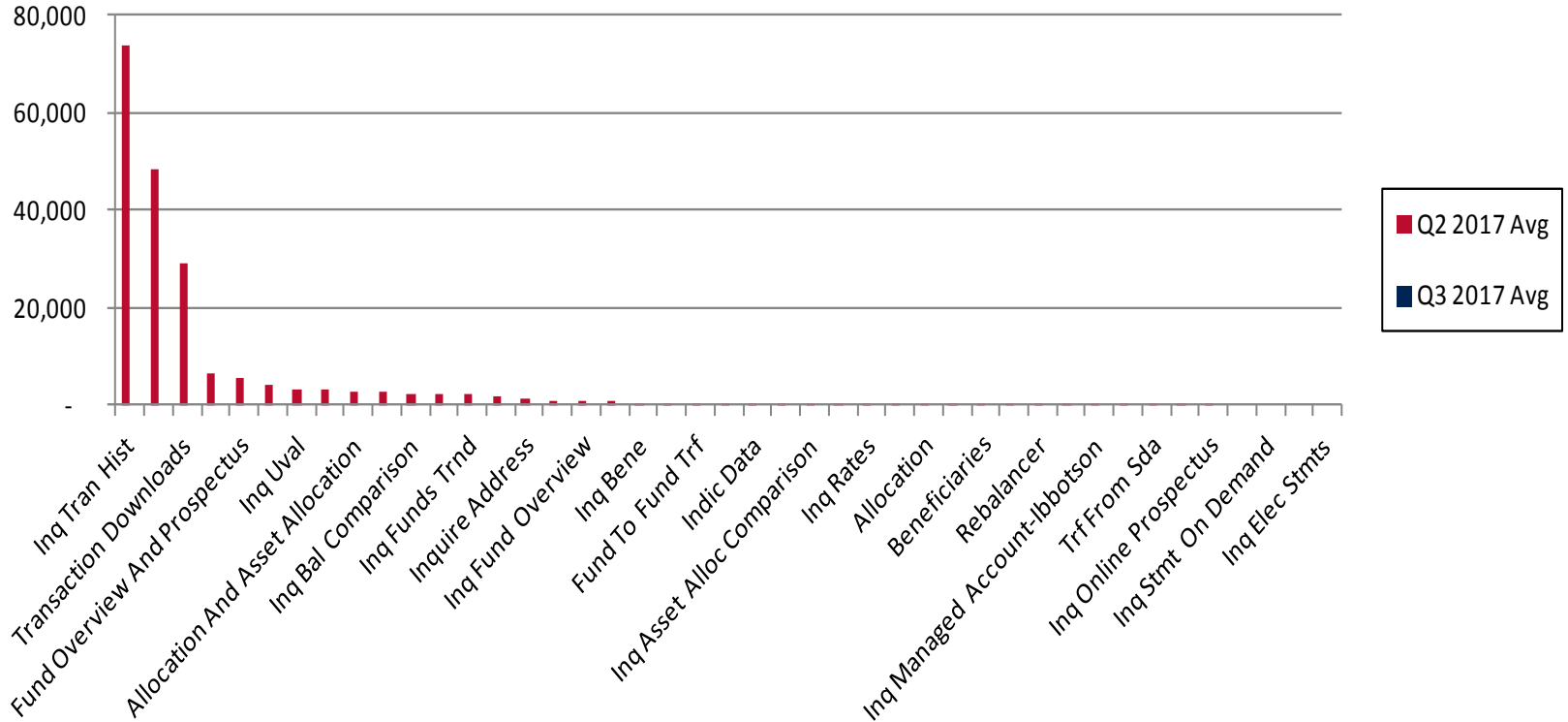
Web Activity

Category	Plan Totals			
	7/1/2017 to 9/30/2017		10/1/2017 to 12/31/2017	
	Avg	Pct	Avg	Pct
Inq Tran Hist	73,813	37.3%	-	0.0%
Account And Certificates Overview	48,352	24.4%	-	0.0%
Transaction Downloads	28,926	14.6%	-	0.0%
Inq Per Rate Return	6,743	3.4%	-	0.0%
Fund Overview And Prospectus	5,545	2.8%	-	0.0%
Inq Bal History	4,342	2.2%	-	0.0%
Inq Uval	3,314	1.7%	-	0.0%
Inq Acct Bal	3,207	1.6%	-	0.0%
Allocation And Asset Allocation	2,706	1.4%	-	0.0%
Email Address	2,581	1.3%	-	0.0%
Inq Bal Comparison	2,570	1.3%	-	0.0%
Inq Dfrl	2,298	1.2%	-	0.0%
Inq Funds Trnd	2,178	1.1%	-	0.0%
Inq Fund Returns	2,018	1.0%	-	0.0%
Inquire Address	1,460	0.7%	-	0.0%
Disbursement Summary	1,155	0.6%	-	0.0%
Inq Fund Overview	933	0.5%	-	0.0%
Deferral	722	0.4%	-	0.0%
Inq Bene	691	0.3%	-	0.0%
Change Passcode	582	0.3%	-	0.0%
Fund To Fund Trf	442	0.2%	-	0.0%
Inq O/L Forms	435	0.2%	-	0.0%
Indic Data	417	0.2%	-	0.0%
Inq Fund Prospectus	381	0.2%	-	0.0%
Inq Asset Alloc Comparison	310	0.2%	-	0.0%
Registration	282	0.1%	-	0.0%
Inq Rates	266	0.1%	-	0.0%
Elec Filing Cabinet	246	0.1%	-	0.0%
Allocation	228	0.1%	-	0.0%
Inq Asset Alloc	172	0.1%	-	0.0%
Beneficiaries	138	0.1%	-	0.0%
Address Change	127	0.1%	-	0.0%
Rebalancer	109	0.1%	-	0.0%
Order Passcode	67	0.0%	-	0.0%
Inq Managed Account-Ibbotson	58	0.0%	-	0.0%
Trf To Sda	21	0.0%	-	0.0%
Trf From Sda	11	0.0%	-	0.0%
Inq Alloc	1	0.0%	-	0.0%
Inq Online Prospectus	1	0.0%	-	0.0%
Inq Trfs - Comp/Pend/Perd	-	0.0%	-	0.0%
Inq Stmt On Demand	-	0.0%	-	0.0%
Inq Acct Sum	-	0.0%	-	0.0%
Inq Elec Stmts	-	0.0%	-	0.0%
GRAND TOTAL	197,848	100.0%	-	0.0%

Avg Distinct Visitors Per Month
 Avg Number of Successful Logins Per Month
 Average # of Logins per Visitor

9,755	-
79,783	-
8.2	-

Web Activity - Continued



Web Activity - Continued

Q3 2017 Avg



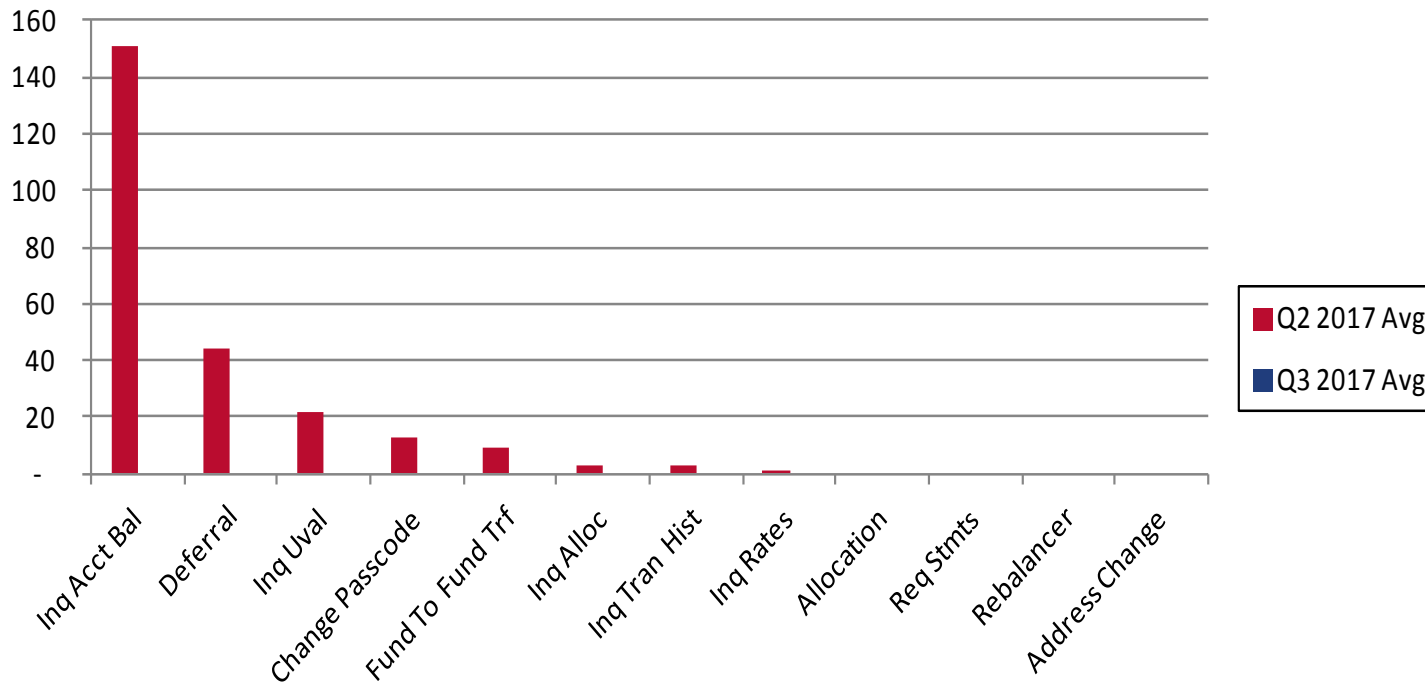
- Inq Tran Hist
- Account And Certificates Overview
- Transaction Downloads
- Inq Per Rate Return
- Fund Overview And Prospectus
- Inq Bal History
- Inq Uval
- Inq Acct Bal
- Allocation And Asset Allocation
- Email Address
- Inq Bal Comparison
- Inq Dfrl
- Inq Funds Trnd
- Inq Fund Returns
- Inquire Address
- Disbursement Summary
- Inq Fund Overview
- Deferral
- Inq Bene
- Change Passcode
- Fund To Fund Trf

KeyTalk (IVR) Activity

Category	Plan Totals			
	7/1/2017 to 9/30/2017		10/1/2017 to 12/31/2017	
	Avg	Pct	Avg	Pct
Inq Acct Bal	151	61.4%	-	0.0%
Deferral	44	17.9%	-	0.0%
Inq Uval	22	8.9%	-	0.0%
Change Passcode	13	5.3%	-	0.0%
Fund To Fund Trf	9	3.7%	-	0.0%
Inq Alloc	3	1.2%	-	0.0%
Inq Tran Hist	3	1.2%	-	0.0%
Inq Rates	1	0.4%	-	0.0%
Allocation	-	0.0%	-	0.0%
Req Stmts	-	0.0%	-	0.0%
Rebalancer	-	0.0%	-	0.0%
Address Change	-	0.0%	-	0.0%
GRAND TOTAL	246	100.0%	-	0.0%


Avg Unique Callers Per Month	1,428	-
Avg Total Calls Per Month	2,803	-
Avg Rolled to Customer Service Per Month	1,562	-
Pct Transferred to CSR	55.7%	0.0%

KeyTalk (IVR) Activity - Continued



KeyTalk (IVR) Activity - Continued

Q4 2017 Usage



Call Center and VRU Statistics

Wisconsin	Jan	Feb	Mar	Apr	May	Jun	Jul	Aug	Sep	Oct	Nov	Dec	1st Qtr	2nd Qtr	3rd Qtr	4th Qtr	YTD
Total Calls Offered	2,547	1,972	2,150	1,872	1,796	1,578	1,949	1,906	1,527	2,522	2,048	2,138	6,669	5,246	5,382	6,708	24,005
Total Calls Answered	2,462	1,947	2,131	1,861	1,794	1,571	1,936	1,901	1,523	2,512	2,031	2,126	6,540	5,226	5,360	6,669	23,795
Total Calls Abandoned	85	25	19	11	2	7	13	5	4	10	17	12	129	20	22	39	210
CS Average Speed of Answer	1:22	0:37	0:15	0:15	0:05	0:09	0:09	0:10	0:10	0:14	0:18	0:15	0:47	0:10	0:10	0:15	0:21
CS Average Abandon Time	2:41	1:42	0:58	1:32	1:26	0:11	0:10	0:22	0:21	0:53	1:59	0:28	2:14	1:03	0:15	1:14	1:44
CS Average Talk Time	6:15	6:08	6:07	6:07	5:44	5:48	5:56	5:47	5:55	5:33	6:09	6:23	6:10	5:54	5:52	6:00	6:00
Calls answered w/in 90 sec	1,822	1,690	2,046	1,773	1,785	1,537	1,896	1,869	1,490	2,423	1,940	2,053	5,558	5,095	5,255	6,416	22,324
CS % of Calls Aban incl EIVR	1.85%	0.68%	0.54%	0.32%	0.06%	0.21%	0.35%	0.14%	0.13%	0.22%	0.41%	0.27%	1.09%	0.20%	0.21%	0.30%	0.46%
Service Level w/in 90 sec incl IVR	86%	93%	98%	97%	100%	99%	99%	99%	99%	98%	98%	98%	92%	99%	99%	98%	97%

Disclosures

Core securities, when offered, are offered through GWFS Equities, Inc. and/or other broker dealers.

GWFS Equities, Inc., Member FINRA/SIPC, is a wholly owned subsidiary of Great-West Life & Annuity Insurance Company. Empower Retirement refers to the products and services offered in the retirement markets by Great-West Life & Annuity Insurance Company (GWL&A), Corporate Headquarters: Greenwood Village, CO; Great-West Life & Annuity Insurance Company of New York, Home Office: White Plains, NY; and their subsidiaries and affiliates. The trademarks, logos, service marks, and design elements used are owned by their respective owners and are used by permission.



EMPOWER

RETIREMENT™