



STATE OF WISCONSIN DEF COMP
P

Schwab Personal Choice
Retirement Account (PCRA)
Quarterly Report

As of 3/31/2020

The Schwab Personal Choice Retirement Account (PCRA) Quarterly Report

STATE OF WISCONSIN DEF COMP P as of 3/31/2020

Plan Profile Information

Plan Type	457B
Total PCRA Assets	\$59,430,980
Total Funded PCRA Accounts	682
Total Roth Assets	\$2,263,305
Total Funded Roth Accounts	72
Total Advisor Managed PCRA Assets	\$17,249,279
Total Advisor Managed Funded PCRA Accounts	115
PCRA Accounts Opened This Quarter	34
PCRA Assets In and Out This Quarter*	\$218,832
Average PCRA Account Balance	\$87,142

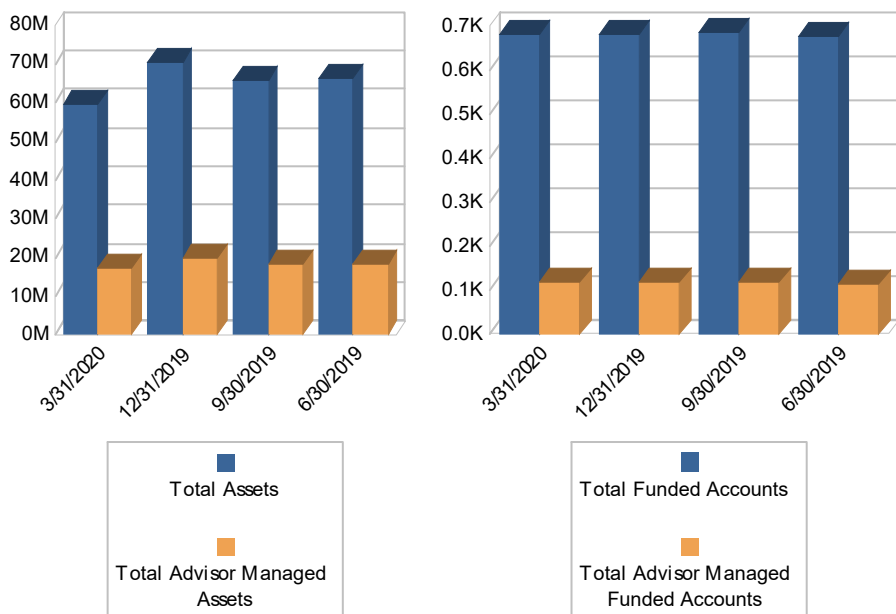
PCRA Participant Profile Information

Average Participant Age	55
Percent Male Participants	73%
Percent Female Participants	27%

Total Assets by Category

Cash Investments	\$8,461,488
Equities	\$47,642
ETFs	\$0
Fixed Income	\$0
Mutual Funds	\$50,921,850
Other	\$0

Assets and Accounts (Trailing 4 Quarters)



Average Positions Per Account

Cash Investments	0.9
Equities	0.0
ETFs	0.0
Fixed Income	0.0
Mutual Funds	4.1
Other	0.0
Total	4.9

Average Trades Per Account

Equities	0.0
ETFs	0.0
Fixed Income	0.0
Mutual Funds	4.5
Other	0.0
Total	4.6

* Assets In and Out includes contributions and distributions.

The Schwab Personal Choice Retirement Account (PCRA) Quarterly Report

STATE OF WISCONSIN DEF COMP P as of 3/31/2020

Top 10 Mutual Fund Holdings**

Name	Category	Symbol	OS*	\$MF Assets	%MF Assets
SCHWAB S&P 500 INDEX FD	Large Capitalization Stock Funds	SWPPX	Y	\$2,324,441	4.66%
SCHWAB TOTAL STOCK MKT INDEX	Large Capitalization Stock Funds	SWTSX	Y	\$1,484,201	2.97%
PIMCO INCM INST CL	Taxable Bond Funds	PIMIX	N	\$1,337,500	2.68%
AKRE FOCUS FD RETAIL	Large Capitalization Stock Funds	AKREX	Y	\$710,066	1.42%
COLUMBIA MORTGAGE OPPTY FD INST 2	Taxable Bond Funds	CLMVX	N	\$687,257	1.38%
DFA DIVERSIFIED FIXED INCM PORT INST	Taxable Bond Funds	DFXIX	N	\$597,720	1.20%
DODGE & COX BALANCED FD	Hybrid Funds	DODBX	N	\$529,989	1.06%
SCHWAB INTL INDEX FUND	International	SWISX	Y	\$521,761	1.05%
DODGE & COX INCOME FUND	Taxable Bond Funds	DODIX	N	\$501,947	1.01%
DFA US CORE EQTY 2 PORT INSTL	Large Capitalization Stock Funds	DFQTX	N	\$469,883	0.94%

Top 10 Fund Families

Name	\$MF Assets	%MF Assets
SCHWAB	\$6,949,396	13.92%
VANGUARD	\$4,409,073	8.83%
T ROWE PRICE	\$2,798,680	5.61%
PIMCO FUNDS	\$2,564,820	5.14%
DODGE & COX	\$1,628,140	3.26%
JANUS	\$1,256,645	2.52%
OAKMARK	\$1,187,439	2.38%
ARTISAN	\$1,142,865	2.29%
DOUBLELINE FUNDS	\$1,062,944	2.13%
FIDELITY	\$1,010,692	2.02%

**Top 10 Mutual Funds does not include Money Market Funds.

*OS = OneSource, no-load, no transaction fee.

The Schwab Personal Choice Retirement Account (PCRA) Quarterly Report

STATE OF WISCONSIN DEF COMP P as of 3/31/2020

Top 10 Equity Holdings

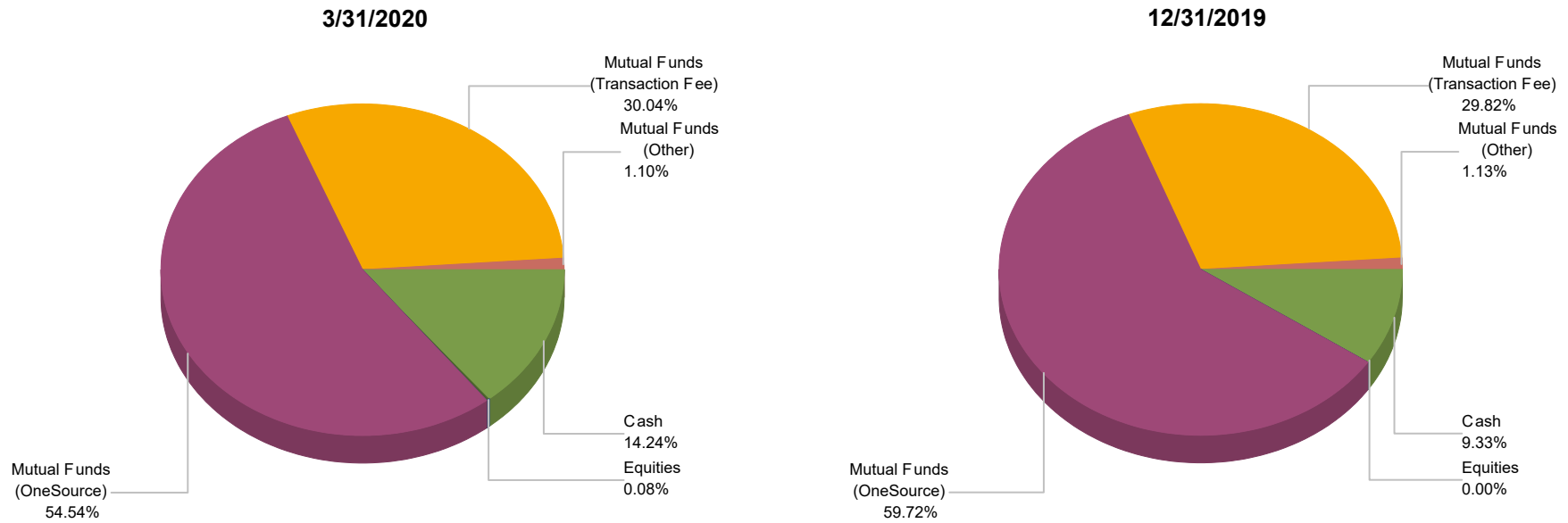
Name	Category	Symbol	\$EQ Assets	%EQ Assets
OSHKOSH CORP	Industrials	OSK	\$19,299	40.51%
POLARIS INDUSTRIES	Consumer Discretionary	PII	\$9,630	20.21%
HARLEY DAVIDSON INC	Consumer Discretionary	HOG	\$5,679	11.92%
KOHL'S CORP	Consumer Discretionary	KSS	\$4,377	9.19%
ALLEGHENY TECH INC	Materials	ATI	\$4,250	8.92%
AMERICAN AXLE & MFG	Consumer Discretionary	AXL	\$3,610	7.58%
FIRSTHAND TECHNOLOGY VAL	Financials	SVVC	\$797	1.67%

*OS = OneSource, no transaction fee.

The Schwab Personal Choice Retirement Account (PCRA) Quarterly Report

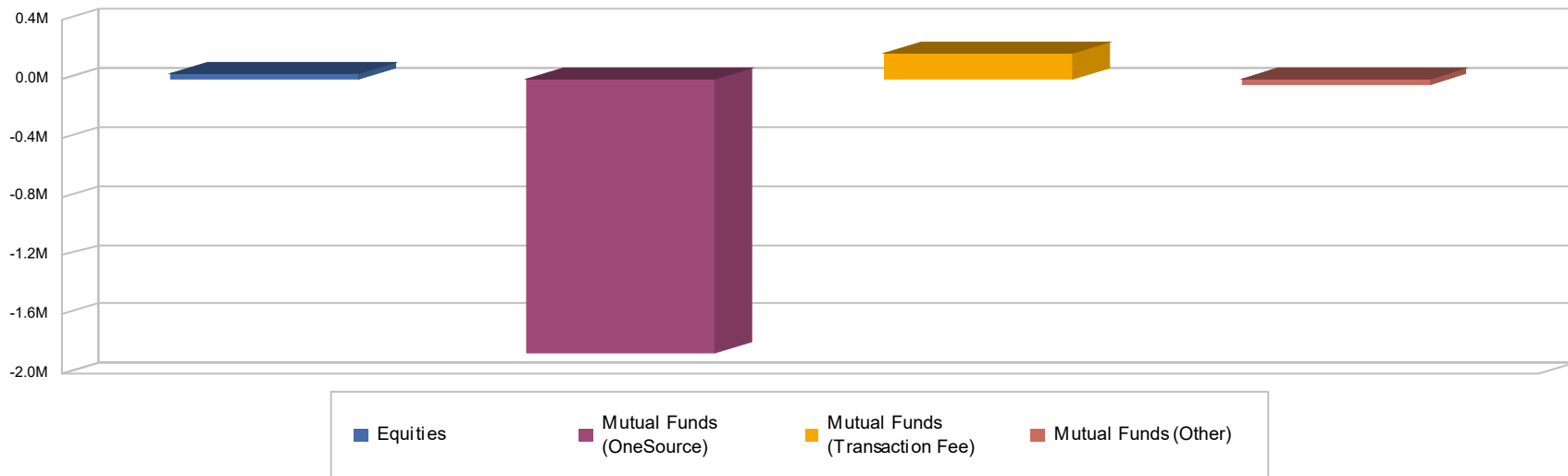
STATE OF WISCONSIN DEF COMP P as of 3/31/2020

Market Value Allocation - All Assets (Quarter over Quarter)



The above charts illustrate the percent of PCRA participant assets in each noted asset class as percentage of total PCRA assets. Percentages are calculated as of quarter-end. Money Market Funds are classified under Mutual Funds.

Net Flow - All Non-Cash Assets (3-Month Period Ending 3/31/2020)

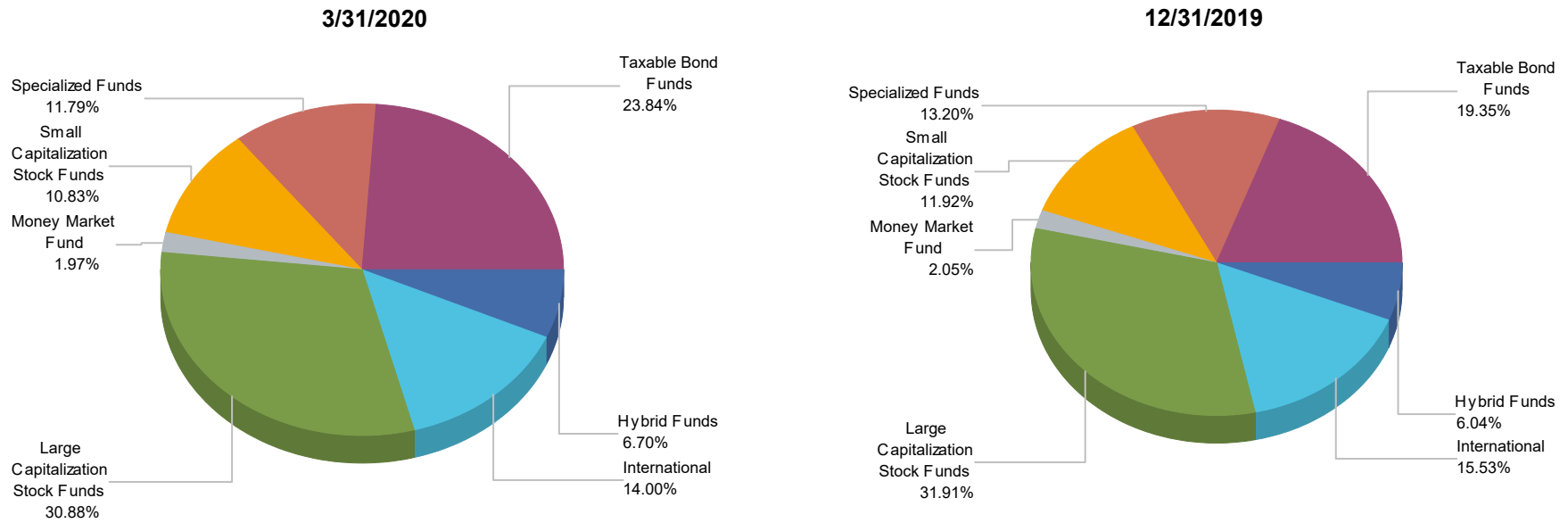


Net Flow is the net of all cash inflows and outflows in and out of financial assets; the performance of an asset or fund is not taken into account, only share redemptions, or outflows, and share purchases, or inflows.

The Schwab Personal Choice Retirement Account (PCRA) Quarterly Report

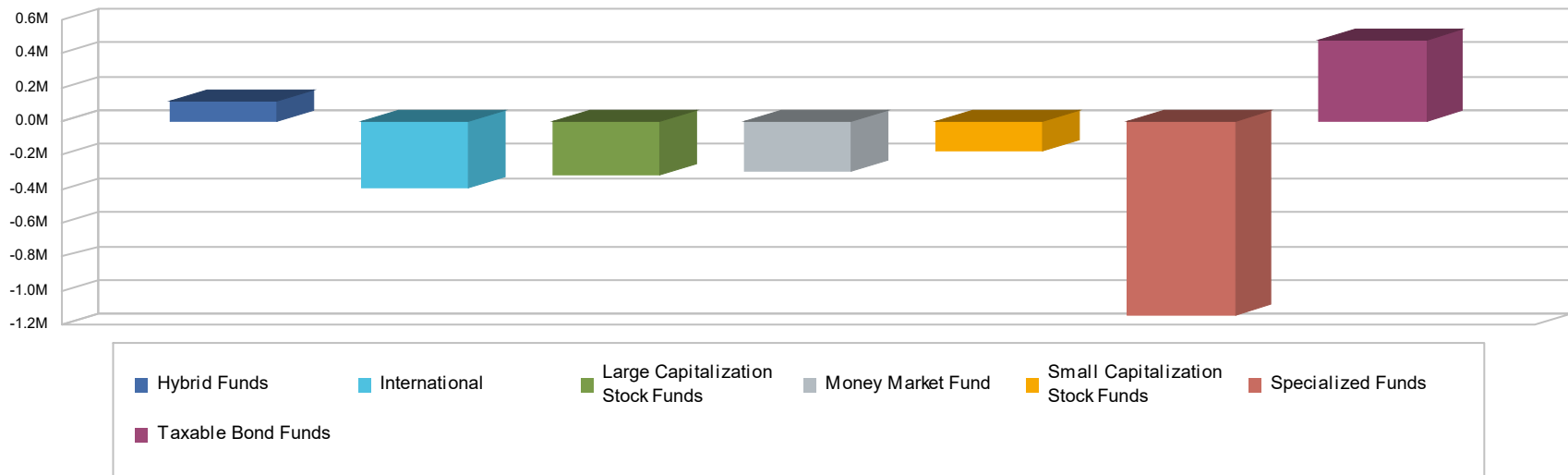
STATE OF WISCONSIN DEF COMP P as of 3/31/2020

Market Value Allocation - Mutual Funds (Quarter over Quarter)



The above charts illustrate the percent of PCRA participant assets in each noted asset class as percentage of total PCRA assets. Percentages are calculated as of quarter-end. Money Market Funds are classified under Mutual Funds.

Net Flow by Sector - Mutual Funds (3-Month Period Ending 3/31/2020)

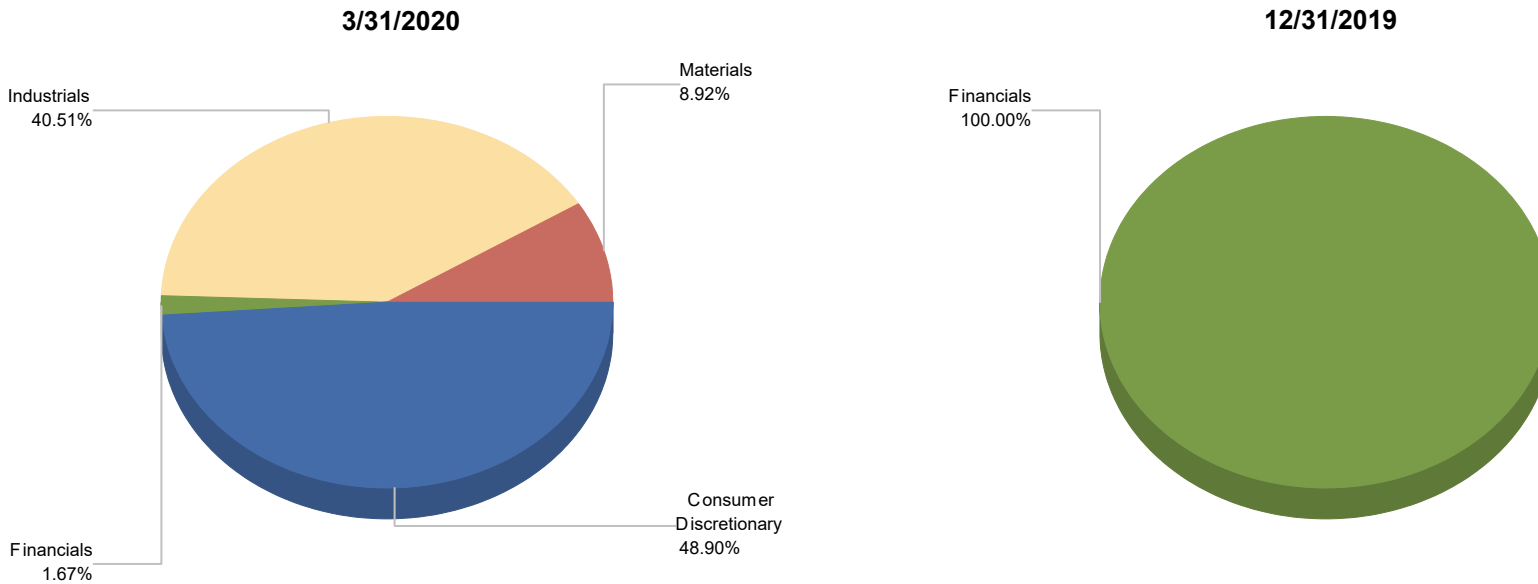


Net Flow is the net of all cash inflows and outflows in and out of financial assets; the performance of an asset or fund is not taken into account, only share redemptions, or outflows, and share purchases, or inflows.

The Schwab Personal Choice Retirement Account (PCRA) Quarterly Report

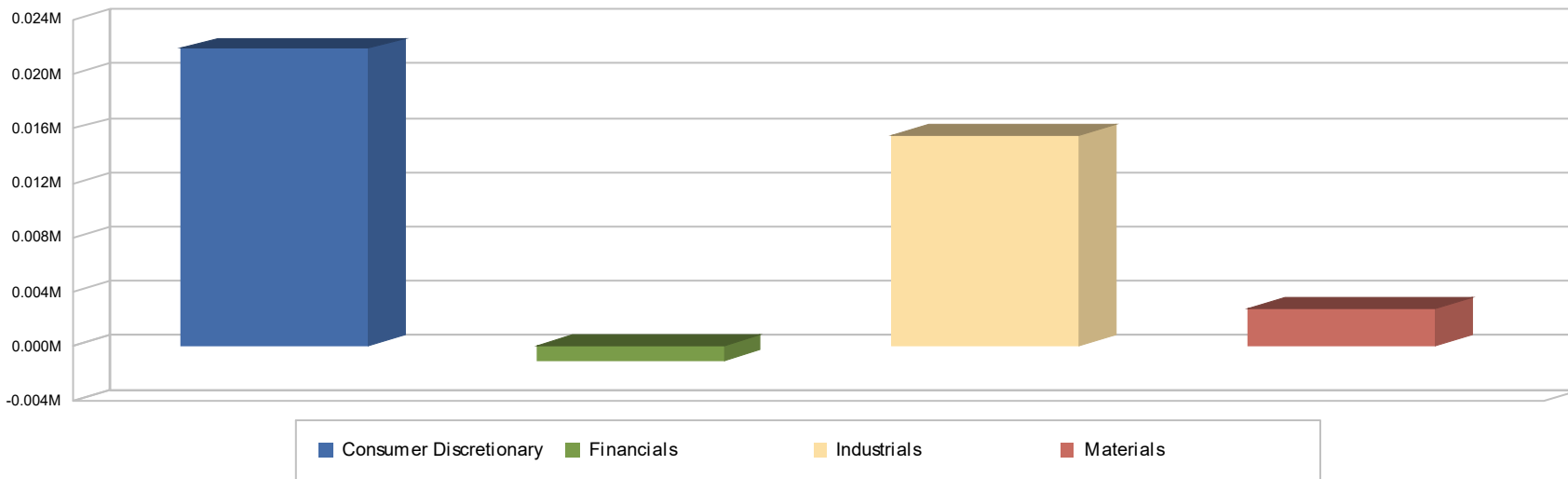
STATE OF WISCONSIN DEF COMP P as of 3/31/2020

Market Value Allocation - Equities (Quarter over Quarter)



The above charts illustrate the percent of PCRA participant assets in each noted asset class as percentage of total PCRA assets. Percentages are calculated as of quarter-end. Money Market Funds are classified under Mutual Funds.

Net Flow by Sector - Equities (3-Month Period Ending 3/31/2020)



Net Flow is the net of all cash inflows and outflows in and out of financial assets; the performance of an asset or fund is not taken into account, only share redemptions, or outflows, and share purchases, or inflows.

The Schwab Personal Choice Retirement Account (PCRA) Quarterly Report

STATE OF WISCONSIN DEF COMP P as of 3/31/2020

Market Value Allocation - ETF (Quarter over Quarter)

The above charts illustrate the percent of PCRA participant assets in each noted asset class as percentage of total PCRA assets. Percentages are calculated as of quarter-end. Money Market Funds are classified under Mutual Funds.

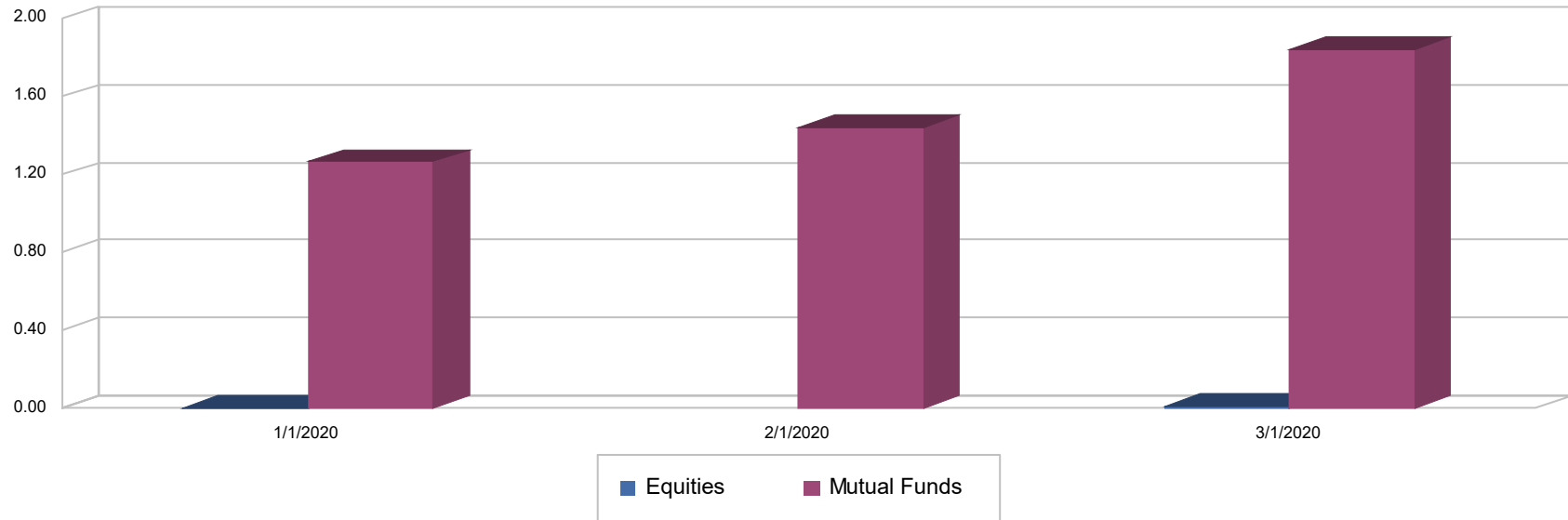
Net Flow by Sector - ETF (3-Month Period Ending)

Net Flow is the net of all cash inflows and outflows in and out of financial assets; the performance of an asset or fund is not taken into account, only share redemptions, or outflows, and share purchases, or inflows.

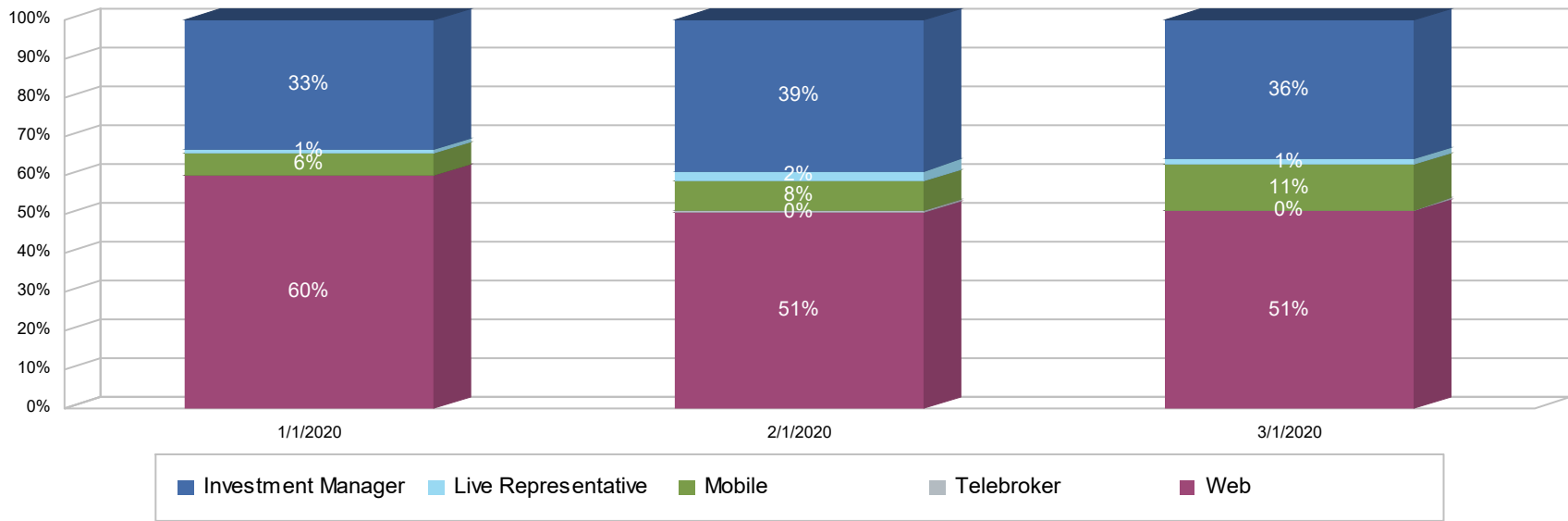
The Schwab Personal Choice Retirement Account (PCRA) Quarterly Report

STATE OF WISCONSIN DEF COMP P as of 3/31/2020

Average Monthly Trades Per Account (3-Month Period Ending 3/31/2020)



Trading Channel Mix (Month over Month)



The Schwab Personal Choice Retirement Account (PCRA) Quarterly Report

STATE OF WISCONSIN DEF COMP P as of 3/31/2020

Important Disclosures

Schwab Personal Choice Retirement Account (PCRA) is offered through Charles Schwab & Co., Inc. (Member SIPC), the registered broker/dealer, which also provides other brokerage and custody services to its customers.

For participants who utilize the Personal Choice Retirement Account (PCRA), the following fees and conditions may apply: Schwab's short-term redemption fee of \$49.95 will be charged on redemption of funds purchased through Schwab's Mutual Fund OneSource® service (and certain other funds with no transaction fee) and held for 90 days or less. Schwab reserves the right to exempt certain funds from this fee, including Schwab Funds®, which may charge a separate redemption fee, and funds that accommodate short-term trading.

Trades in no-load mutual funds available through Mutual Funds OneSource service (including Schwab Funds) as well as certain other funds, are available without transaction fees when placed through schwab.com or our automated phone channels. Schwab reserves the right to change the funds we make available without transaction fees and to reinstate fees on any funds. Funds are also subject to management fees and expenses.

Charles Schwab & Co., Inc., member SIPC, receives remuneration from fund companies for record keeping, shareholder services and other administrative services for shares purchased through its Mutual Fund OneSource service. Schwab also may receive remuneration from transaction fee fund companies for certain administrative services.

This material is for institutional use only.

The information contained herein is obtained from third-party sources and believed to be reliable, but its accuracy or completeness is not guaranteed. This report is for informational purposes only and is not a solicitation, or a recommendation that any particular investor should purchase or sell any particular security.