



STATE OF WISCONSIN DEF COMP
P

Schwab Personal Choice
Retirement Account (PCRA)
Quarterly Report

As of 9/30/2023

The Schwab Personal Choice Retirement Account (PCRA) Quarterly Report

STATE OF WISCONSIN DEF COMP P as of 9/30/2023

Plan Profile Information

Plan Type	457B
Total PCRA Assets	\$82,790,062
Total Funded PCRA Accounts	681
Total Roth Assets	\$4,828,684
Total Funded Roth Accounts	106
Total Advisor Managed PCRA Assets	\$11,243,392
Total Advisor Managed Funded PCRA Accounts	48
PCRA Accounts Opened This Quarter	15
PCRA Assets In and Out This Quarter*	\$2,384,274
Average PCRA Account Balance	\$121,571

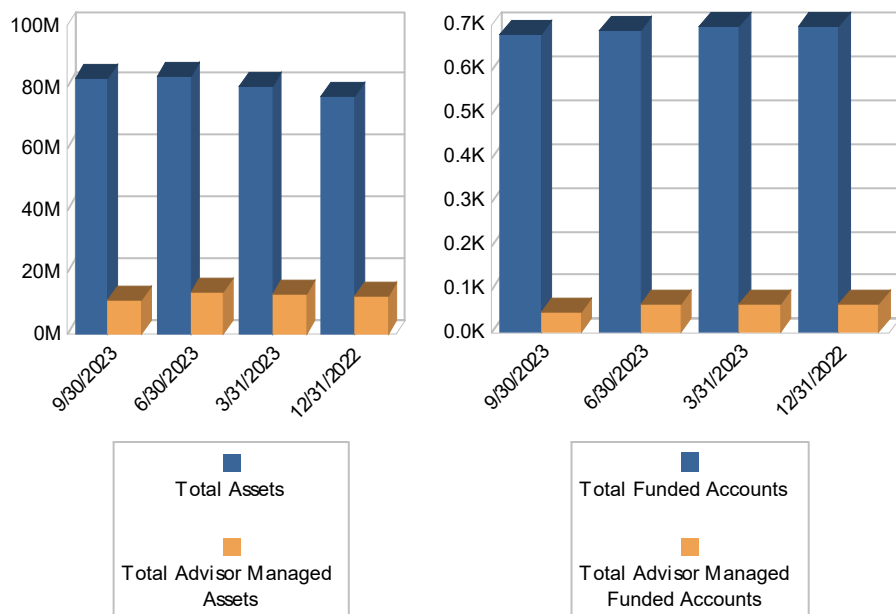
PCRA Participant Profile Information

Average Participant Age	56
Percent Male Participants	70%
Percent Female Participants	30%

Total Assets by Category

Cash Investments	\$6,950,643
Equities	\$91
ETFs	\$54,760
Fixed Income	\$0
Mutual Funds	\$75,784,569
Other	\$0

Assets and Accounts (Trailing 4 Quarters)



Average Positions Per Account

Cash Investments	0.8
Equities	0.0
ETFs	0.0
Fixed Income	0.0
Mutual Funds	4.3
Other	0.0
Total	5.2

Average Trades Per Account

Equities	0.0
ETFs	0.0
Fixed Income	0.0
Mutual Funds	3.8
Other	0.0
Total	3.8

* Assets In and Out includes contributions and distributions.

The Schwab Personal Choice Retirement Account (PCRA) Quarterly Report

STATE OF WISCONSIN DEF COMP P as of 9/30/2023

Top 10 Mutual Fund Holdings**

Name	Category	Symbol	OS*	\$MF Assets	%MF Assets
SCHWAB S&P 500 INDEX	Large Capitalization Stock Funds	SWPPX	Y	\$5,662,956	7.85%
SCHWAB TOTAL STOCK MARKET INDEX	Large Capitalization Stock Funds	SWTSX	Y	\$2,495,827	3.46%
PIMCO INCOME INSTL	Taxable Bond Funds	PIMIX	N	\$1,960,421	2.72%
SCHWAB INTERNATIONAL INDEX	International	SWISX	Y	\$1,774,161	2.46%
SCHWAB US AGGREGATE BOND INDEX	Taxable Bond Funds	SWAGX	Y	\$1,198,068	1.66%
DODGE & COX STOCK I	Large Capitalization Stock Funds	DODGX	N	\$1,002,252	1.39%
DFA DIVERSIFIED FIXED INCOME INSTL	Taxable Bond Funds	DFXIX	N	\$926,355	1.28%
SCHWAB FUNDAMENTAL US LARGE COMPANY IDX	Large Capitalization Stock Funds	SFLNX	Y	\$787,857	1.09%
SCHWAB SMALL CAP INDEX	Small Capitalization Stock Funds	SWSSX	Y	\$763,943	1.06%
AMG YACKTMAN I	Large Capitalization Stock Funds	YACKX	N	\$748,810	1.04%

Top 10 Fund Families

Name	\$MF Assets	%MF Assets
SCHWAB	\$14,002,830	19.41%
VANGUARD	\$7,419,326	10.29%
T ROWE PRICE	\$3,567,927	4.95%
PIMCO FUNDS	\$3,020,131	4.19%
FIDELITY	\$2,451,410	3.40%
DODGE & COX	\$2,161,683	3.00%
DFA	\$2,011,871	2.79%
JANUS	\$1,612,772	2.24%
BLACKROCK	\$1,502,795	2.08%
MFS	\$1,392,683	1.93%

**Top 10 Mutual Funds does not include Money Market Funds.

*OS = OneSource, no-load, no transaction fee.

The Schwab Personal Choice Retirement Account (PCRA) Quarterly Report

STATE OF WISCONSIN DEF COMP P as of 9/30/2023

Top 10 Equity Holdings

Name	Category	Symbol	\$EQ Assets	%EQ Assets
FIRSTHAND TECHNOLOGY VAL	Financials	SVVC	\$91	100.00%

Top 10 ETF Holdings

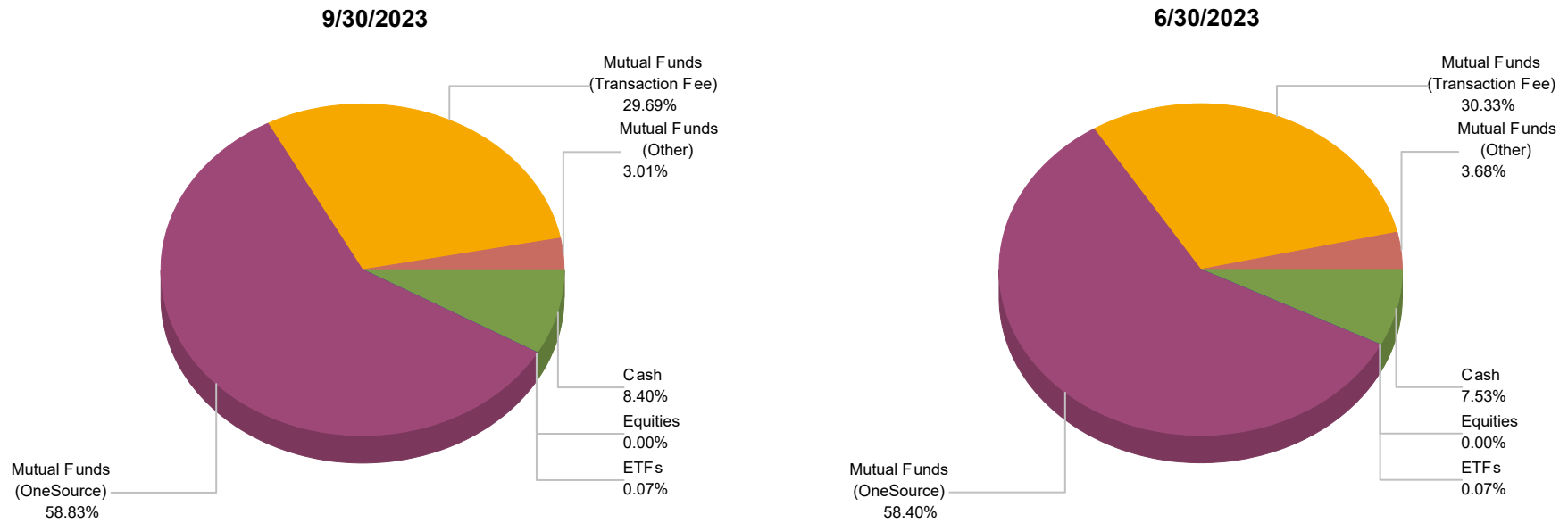
Name	Category	Symbol	OS*	\$ETF Assets	%ETF Assets
MOTLEY FOOL GLOBAL OPPORTUNITIES ETF	International Equity	TMFG	N	\$36,115	65.95%
FIDELITY DISRUPTORS ETF IV	US Equity	FDIF	N	\$13,724	25.06%
MOTLEY FOOL MID CAP GROWTH ETF	US Equity	TMFM	N	\$2,730	4.99%
FIDELITY DISRUPTIVE MEDICINE ETF IV	Sector	FMED	N	\$2,191	4.00%

*OS = OneSource, no transaction fee.

The Schwab Personal Choice Retirement Account (PCRA) Quarterly Report

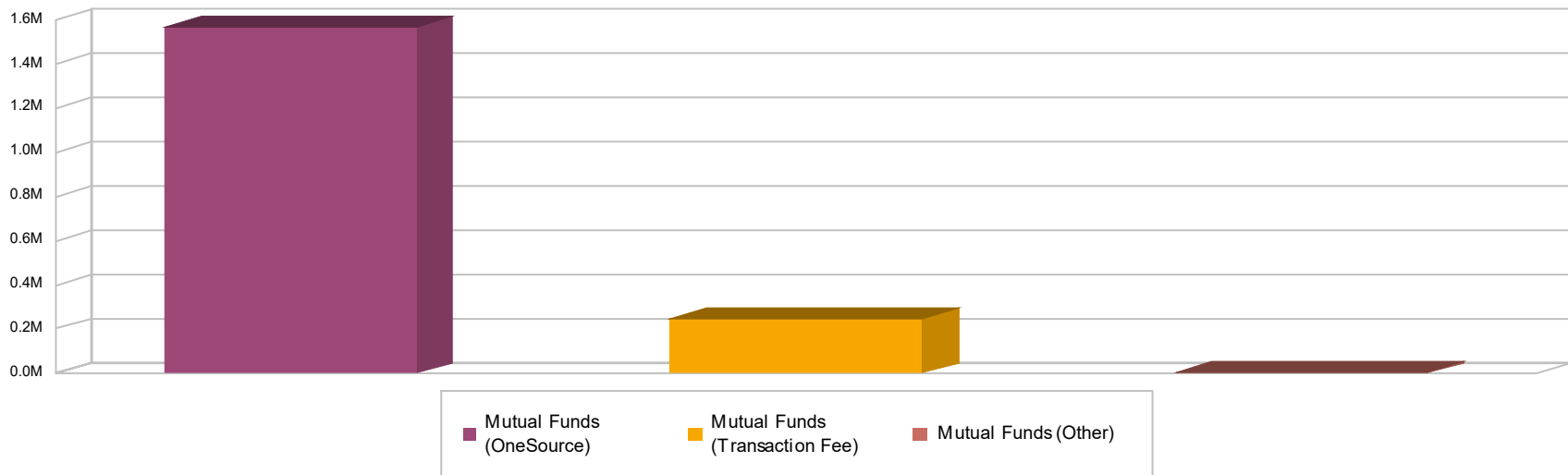
STATE OF WISCONSIN DEF COMP P as of 9/30/2023

Market Value Allocation - All Assets (Quarter over Quarter)



The above charts illustrate the percent of PCRA participant assets in each noted asset class as percentage of total PCRA assets. Percentages are calculated as of quarter-end. Money Market Funds are classified under Mutual Funds.

Net Flow - All Non-Cash Assets (3-Month Period Ending 9/30/2023)

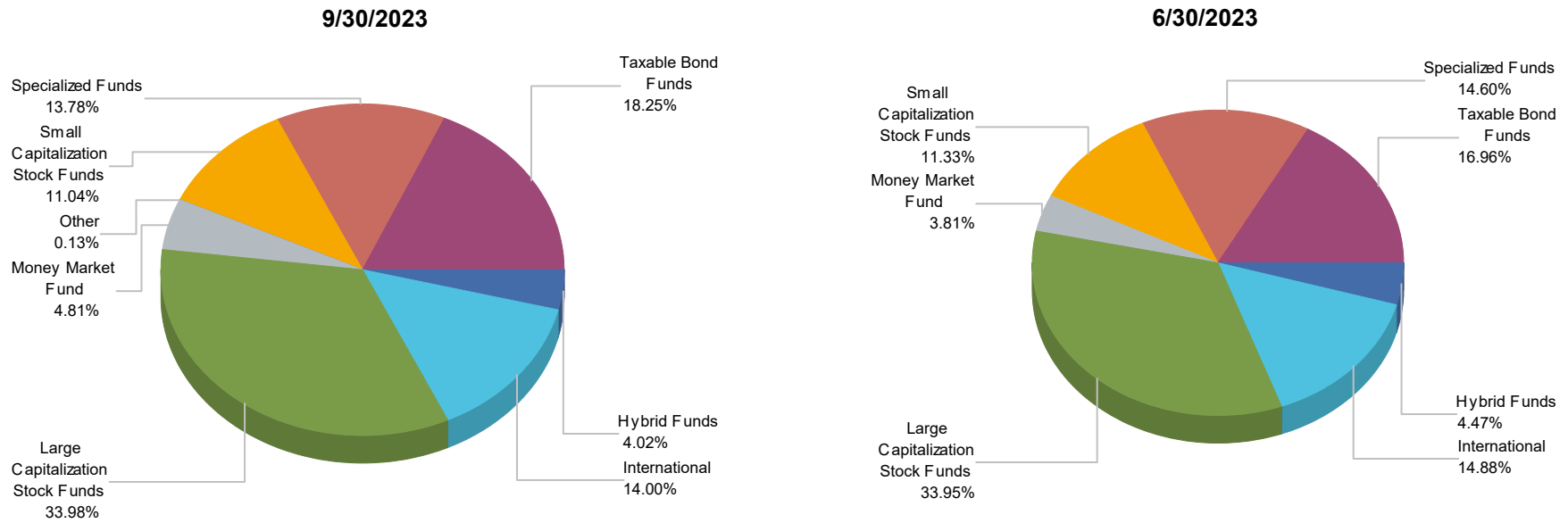


Net Flow is the net of all cash inflows and outflows in and out of financial assets; the performance of an asset or fund is not taken into account, only share redemptions, or outflows, and share purchases, or inflows.

The Schwab Personal Choice Retirement Account (PCRA) Quarterly Report

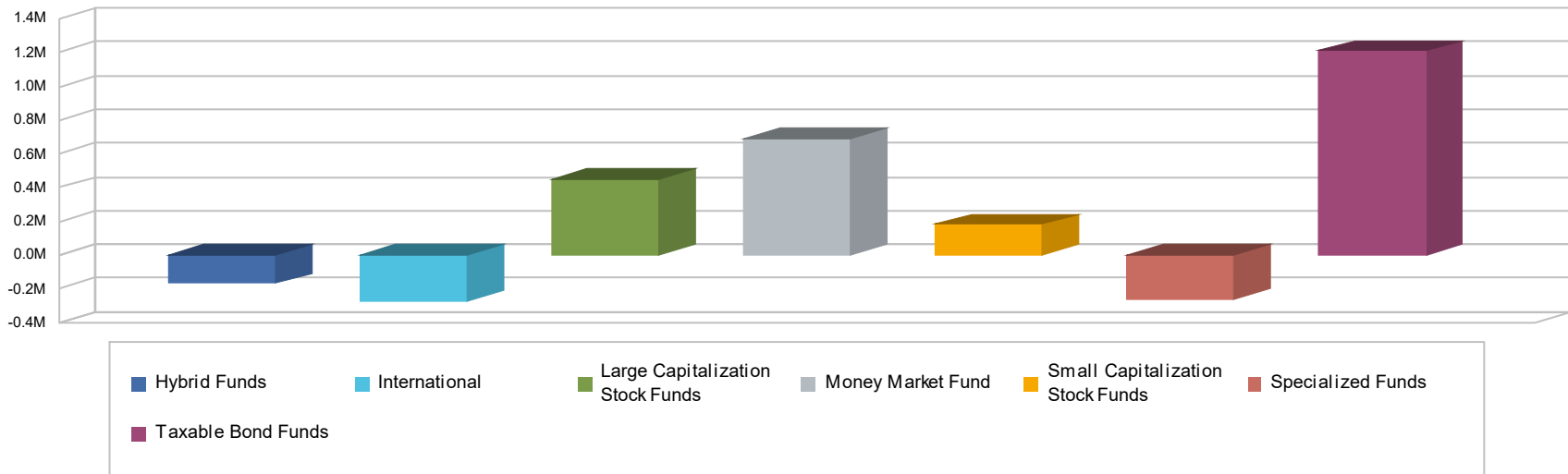
STATE OF WISCONSIN DEF COMP P as of 9/30/2023

Market Value Allocation - Mutual Funds (Quarter over Quarter)



The above charts illustrate the percent of PCRA participant assets in each noted asset class as percentage of total PCRA assets. Percentages are calculated as of quarter-end. Money Market Funds are classified under Mutual Funds.

Net Flow by Sector - Mutual Funds (3-Month Period Ending 9/30/2023)

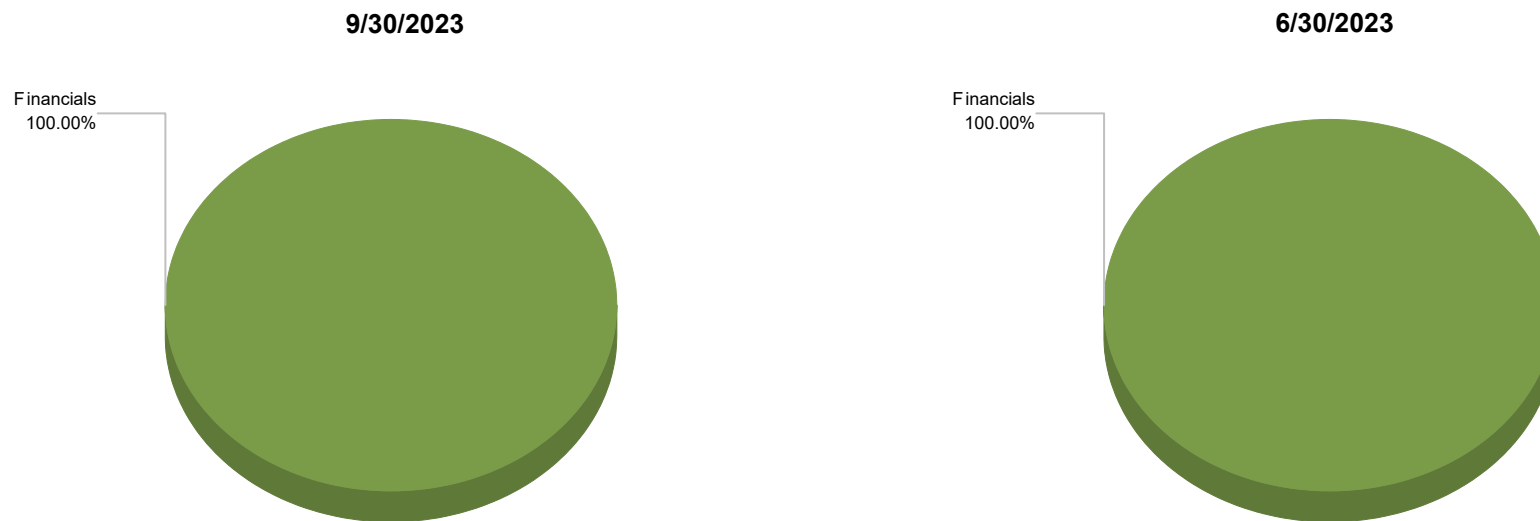


Net Flow is the net of all cash inflows and outflows in and out of financial assets; the performance of an asset or fund is not taken into account, only share redemptions, or outflows, and share purchases, or inflows.

The Schwab Personal Choice Retirement Account (PCRA) Quarterly Report

STATE OF WISCONSIN DEF COMP P as of 9/30/2023

Market Value Allocation - Equities (Quarter over Quarter)



The above charts illustrate the percent of PCRA participant assets in each noted asset class as percentage of total PCRA assets. Percentages are calculated as of quarter-end. Money Market Funds are classified under Mutual Funds.

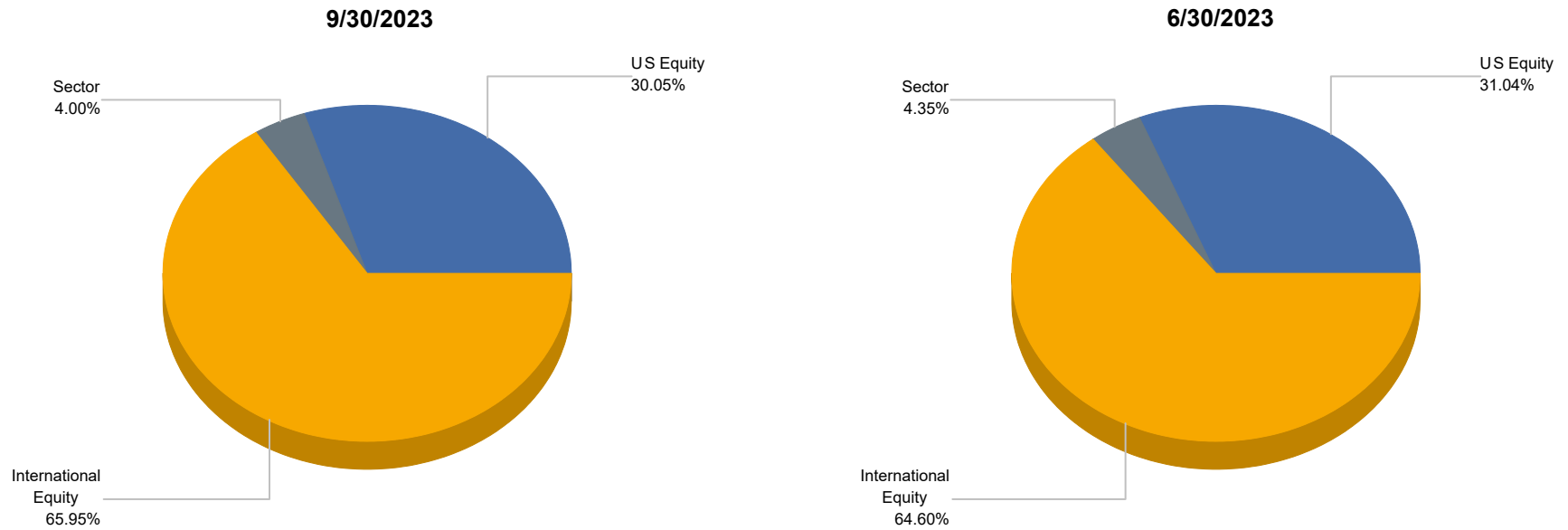
Net Flow by Sector - Equities (3-Month Period Ending)

Net Flow is the net of all cash inflows and outflows in and out of financial assets; the performance of an asset or fund is not taken into account, only share redemptions, or outflows, and share purchases, or inflows.

The Schwab Personal Choice Retirement Account (PCRA) Quarterly Report

STATE OF WISCONSIN DEF COMP P as of 9/30/2023

Market Value Allocation - ETF (Quarter over Quarter)



The above charts illustrate the percent of PCRA participant assets in each noted asset class as percentage of total PCRA assets. Percentages are calculated as of quarter-end. Money Market Funds are classified under Mutual Funds.

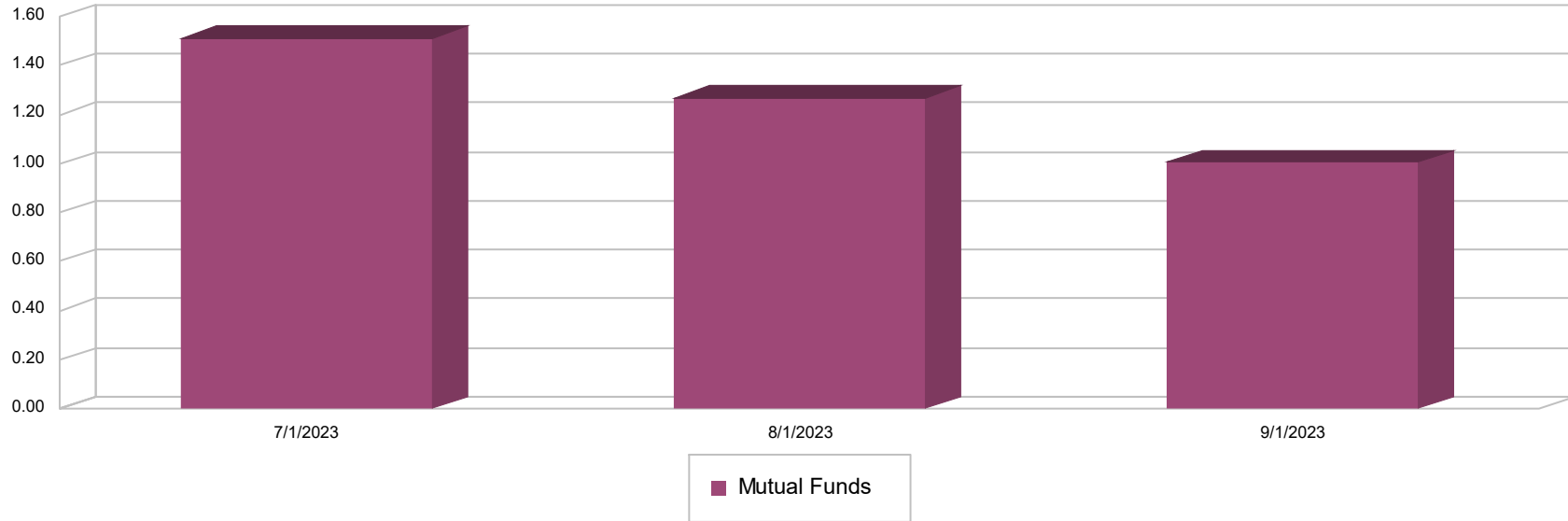
Net Flow by Sector - ETF (3-Month Period Ending)

Net Flow is the net of all cash inflows and outflows in and out of financial assets; the performance of an asset or fund is not taken into account, only share redemptions, or outflows, and share purchases, or inflows.

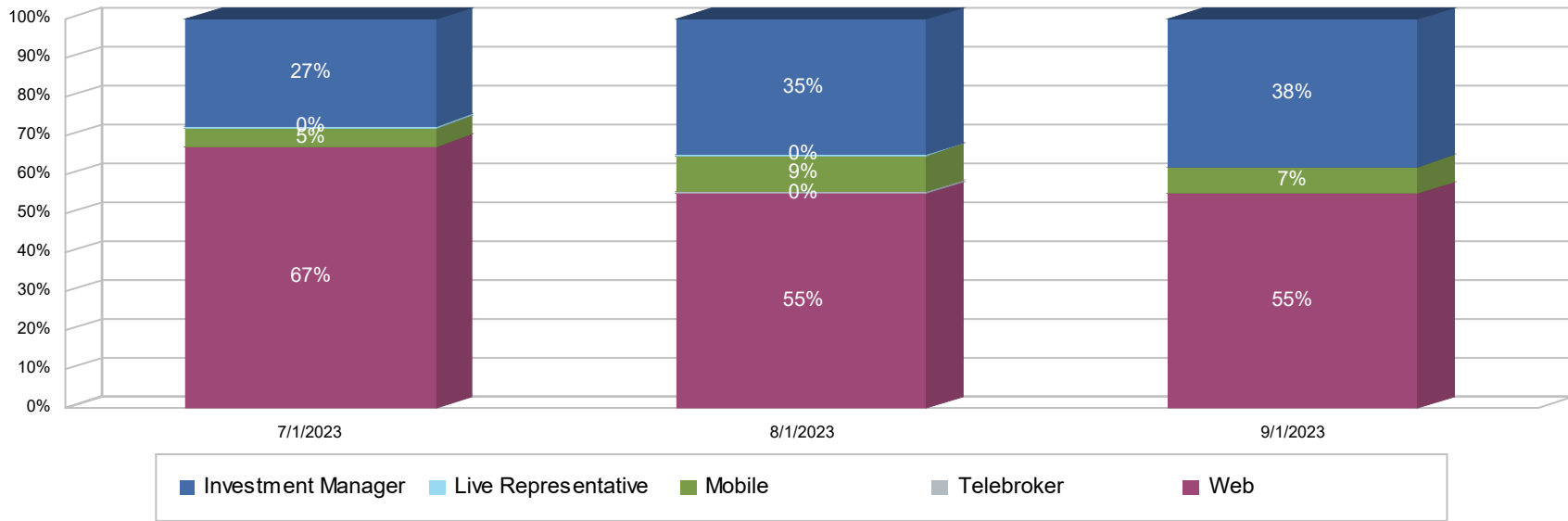
The Schwab Personal Choice Retirement Account (PCRA) Quarterly Report

STATE OF WISCONSIN DEF COMP P as of 9/30/2023

Average Monthly Trades Per Account (3-Month Period Ending 9/30/2023)



Trading Channel Mix (Month over Month)



The Schwab Personal Choice Retirement Account (PCRA) Quarterly Report

STATE OF WISCONSIN DEF COMP P as of 9/30/2023

Important Disclosures

Schwab Personal Choice Retirement Account (PCRA) is offered through Charles Schwab & Co., Inc. (Member SIPC), the registered broker/dealer, which also provides other brokerage and custody services to its customers.

For participants who utilize the Personal Choice Retirement Account (PCRA), the following fees and conditions may apply: Schwab's short-term redemption fee of \$49.95 will be charged on redemption of funds purchased through Schwab's Mutual Fund OneSource® service (and certain other funds with no transaction fee) and held for 90 days or less. Schwab reserves the right to exempt certain funds from this fee, including Schwab Funds®, which may charge a separate redemption fee, and funds that accommodate short-term trading.

Trades in no-load mutual funds available through Mutual Funds OneSource service (including Schwab Funds) as well as certain other funds, are available without transaction fees when placed through schwab.com or our automated phone channels. Schwab reserves the right to change the funds we make available without transaction fees and to reinstate fees on any funds. Funds are also subject to management fees and expenses.

Charles Schwab & Co., Inc., member SIPC, receives remuneration from fund companies for record keeping, shareholder services and other administrative services for shares purchased through its Mutual Fund OneSource service. Schwab also may receive remuneration from transaction fee fund companies for certain administrative services.

This material is for institutional use only.

The information contained herein is obtained from third-party sources and believed to be reliable, but its accuracy or completeness is not guaranteed. This report is for informational purposes only and is not a solicitation, or a recommendation that any particular investor should purchase or sell any particular security.