



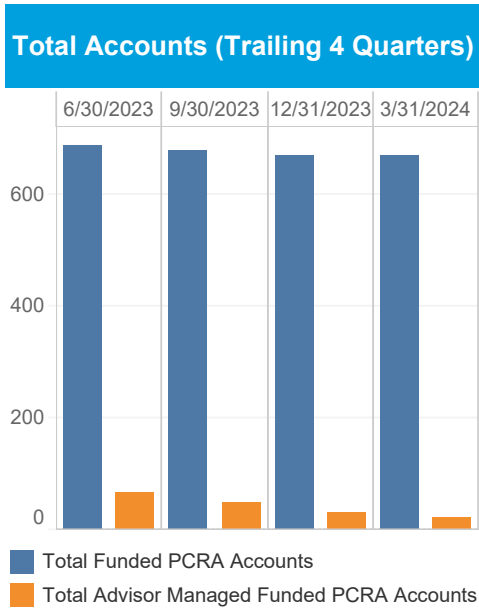
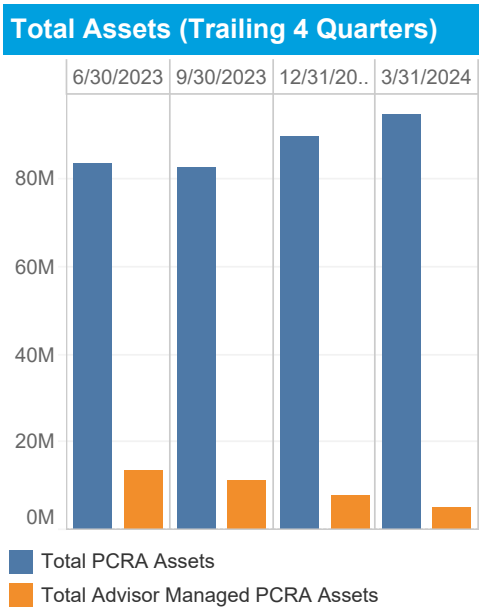
STATE OF WISCONSIN DEF COMP P

Schwab Personal Choice Retirement Account (PCRA) Quarterly Report

As of 3/31/2024

The Schwab Personal Choice Retirement Account (PCRA) Quarterly Report
STATE OF WISCONSIN DEF COMP P, Quarter Ending 3/31/2024

Plan Profile Information	
Total PCRA Assets	\$94,779,450
Total Funded PCRA Accounts	671
Total Roth Assets	\$5,650,348
Total Funded Roth Accounts	108
Total Advisor Managed PCRA Assets	\$4,989,707
Total Advisor Managed Funded PCRA Accounts	20
PCRA Accounts Opened This Quarter	19
PCRA Assets In and Out This Quarter*	(\$2,362,205)
Average PCRA Account Balance	\$141,251



* Assets In and Out includes contributions and distributions.

PCRA Participant Profile Information	
Average Participant Age	56
Percent Male Participants	70%
Percent Female Participants	30%
Total Assets by Category	
Cash Investments	\$4,177,310
Equities	\$50
ETFs	\$67,164
Fixed Income	\$0
Mutual Funds	\$90,534,926
Other	\$0
Average Positions Per Account	
Cash Investments - Positions	0.9
Equities - Positions	0.0
ETFs - Positions	0.0
Fixed Income - Positions	0.0
Mutual Fund - Positions	4.4
Other - Positions	0.0
Average Trades Per Account	
Equities - Trades	0.0
ETFs - Trades	0.0
Fixed Income - Trades	0.0
Mutual Funds - Trades	4.0
Other - Trades	0.0
Total - Trades	4.0

The Schwab Personal Choice Retirement Account (PCRA) Quarterly Report

STATE OF WISCONSIN DEF COMP P, Quarter Ending 3/31/2024

Top 10 Mutual Fund Holdings**

Name	Category	Symbol	OS*	\$ Assets	% Assets
SCHWAB S&P 500 INDEX	Large Capitalization Stock Funds	SWPPX	Y	\$7,260,208	8.48%
SCHWAB TOTAL STOCK MARKET INDEX	Large Capitalization Stock Funds	SWTSX	Y	\$2,611,499	3.05%
PIMCO INCOME INSTL	Taxable Bond Funds	PIMIX	N	\$2,200,046	2.57%
SCHWAB INTERNATIONAL INDEX	International	SWISX	Y	\$1,664,227	1.94%
DFA DIVERSIFIED FIXED INCOME INSTL	Taxable Bond Funds	DFXIX	N	\$1,233,221	1.44%
SCHWAB FUNDAMENTAL US LARGE COMPANY IDX	Large Capitalization Stock Funds	SFLNX	Y	\$1,225,676	1.43%
VANGUARD TOTAL STOCK MKT IDX ADM	Large Capitalization Stock Funds	VTSA	N	\$1,188,810	1.39%
DODGE & COX STOCK I	Large Capitalization Stock Funds	DODGX	N	\$1,023,103	1.20%
SCHWAB SMALL CAP INDEX	Small Capitalization Stock Funds	SWSSX	Y	\$900,237	1.05%
VANGUARD GROWTH INDEX ADMIRAL	Large Capitalization Stock Funds	VIGAX	N	\$880,489	1.03%

Top 10 Fund Families

Name	\$ Assets	% Assets
SCHWAB	\$16,824,888	19.65%
VANGUARD	\$9,970,820	11.65%
T ROWE PRICE	\$4,180,724	4.88%
PIMCO FUNDS	\$3,256,155	3.80%
FIDELITY	\$2,691,879	3.14%
DODGE & COX	\$2,169,167	2.53%
PROFUND	\$1,794,283	2.10%
JANUS	\$1,724,786	2.01%
MFS	\$1,689,492	1.97%
BLACKROCK	\$1,544,433	1.80%

**Top 10 Mutual Funds does not include Money Market Funds.

*OS = OneSource, no-load, no transaction fee.

The Schwab Personal Choice Retirement Account (PCRA) Quarterly Report
STATE OF WISCONSIN DEF COMP P, Quarter Ending 3/31/2024

Top 10 Equity Holdings

Name	Category	Symbol	\$ Assets	% Assets
FIRSTHAND TECHNOLOGY VAL	Financials	SVVC	\$50	100.00%

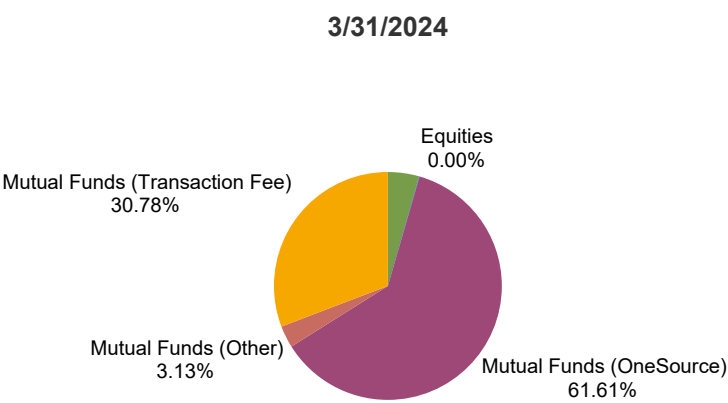
Top 10 ETF Holdings

Name	Category	Symbol	\$ Assets	% Assets
MOTLEY FOOL GLOBAL OPPORTUNITIES ETF	International Equity	TMFG	\$44,131	65.71%
FIDELITY DISRUPTORS ETF IV	US Equity	FDIF	\$17,308	25.77%
MOTLEY FOOL MID CAP GROWTH ETF	US Equity	TMFM	\$3,197	4.76%
FIDELITY DISRUPTIVE MEDICINE ETF IV	Sector	FMED	\$2,526	3.76%

*OS = OneSource, no-load, no transaction fee.

The Schwab Personal Choice Retirement Account (PCRA) Quarterly Report
STATE OF WISCONSIN DEF COMP P, Quarter Ending 3/31/2024

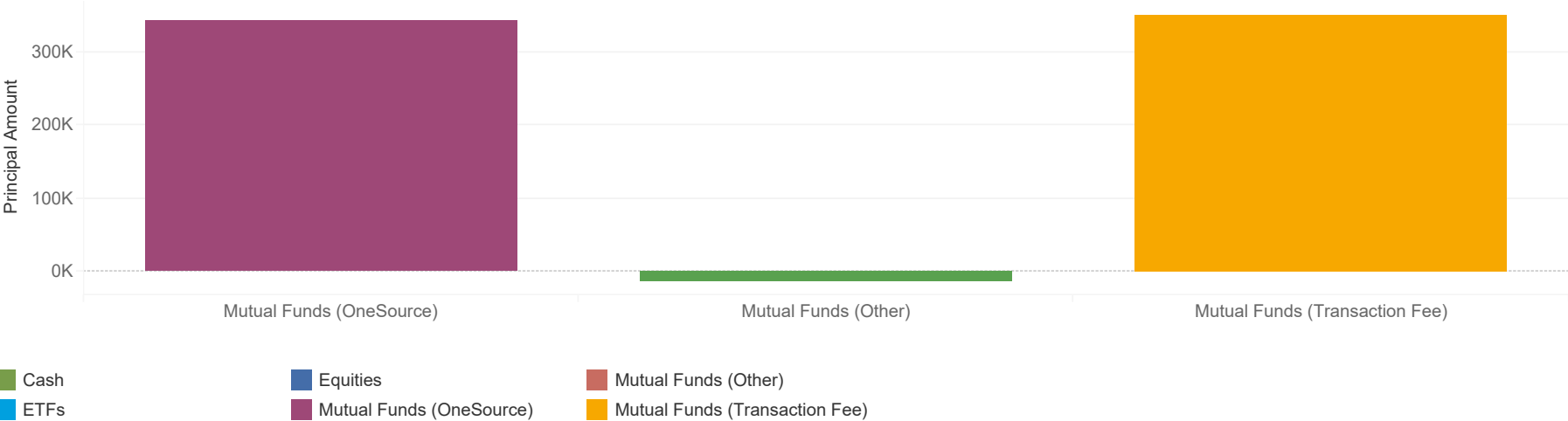
Market Value Allocation - All Assets (Quarter over Quarter)



	3/31/2024	12/31/2023
Cash	4.41%	5.92%
ETFs	0.07%	0.07%
Equities	0.00%	0.00%
Mutual Funds (OneSource)	61.61%	60.52%
Mutual Funds (Other)	3.13%	3.11%
Mutual Funds (Transaction Fee)	30.78%	30.38%

The above charts illustrate the percent of PCRA participant assets in each noted asset class as percentage of total PCRA assets. Percentages are calculated as of quarter-end. Money Market Funds are classified under Mutual Funds.

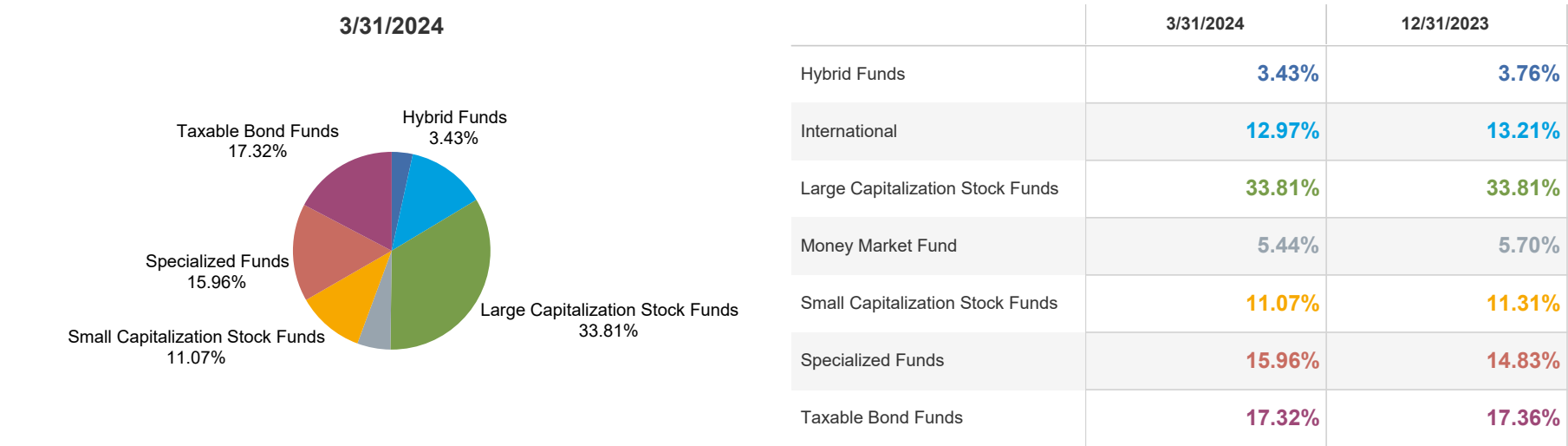
Net Flow - All Non-Cash Assets (3-Month Period Ending 3/31/2024)



Net Flow is the net of all cash inflows and outflows in and out of financial assets; the performance of an asset or fund is not taken into account, only share redemptions, or outflows, and share purchases, or inflows.

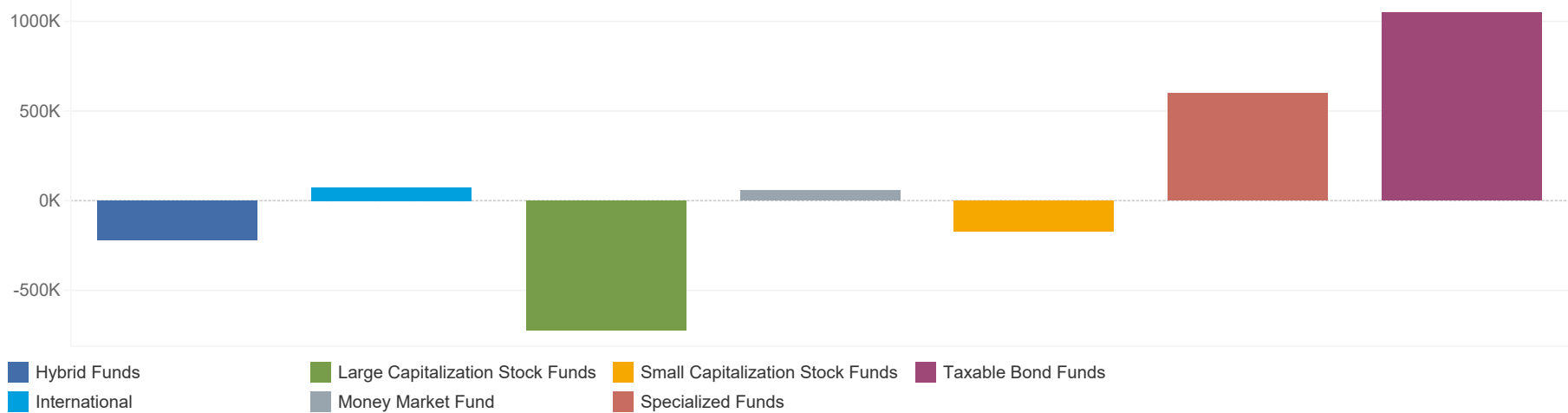
The Schwab Personal Choice Retirement Account (PCRA) Quarterly Report
STATE OF WISCONSIN DEF COMP P, Quarter Ending 3/31/2024

Market Value Allocation - Mutual Funds (Quarter over Quarter)



The above charts illustrate the percent of PCRA participant assets in each noted asset class as percentage of total PCRA assets. Percentages are calculated as of quarter-end. Money Market Funds are classified under Mutual Funds.


Net Flow by Sector - Mutual Funds (3-Month Period Ending 3/31/2024)



Net Flow is the net of all cash inflows and outflows in and out of financial assets; the performance of an asset or fund is not taken into account, only share redemptions, or outflows, and share purchases, or inflows.

The Schwab Personal Choice Retirement Account (PCRA) Quarterly Report

Market Value Allocation - Equities (Quarter over Quarter)



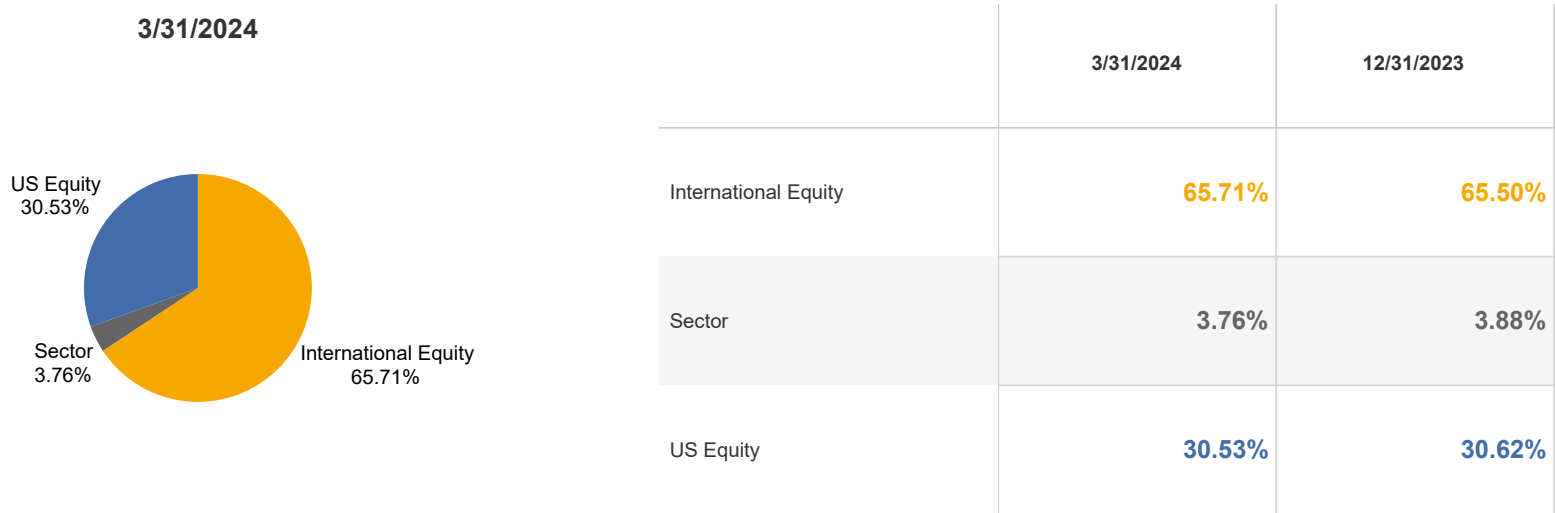
The above charts illustrate the percent of PCRA participant assets in each noted asset class as percentage of total PCRA assets. Percentages are calculated as of quarter-end. Money Market Funds are classified under Mutual Funds.

Net Flow by Sector - Equities (3-Month Period Ending 3/31/2024)

Net Flow is the net of all cash inflows and outflows in and out of financial assets; the performance of an asset or fund is not taken into account, only share redemptions, or outflows, and share purchases, or inflows.

The Schwab Personal Choice Retirement Account (PCRA) Quarterly Report
STATE OF WISCONSIN DEF COMP P, Quarter Ending 3/31/2024

Market Value Allocation - ETF (Quarter over Quarter)




The above charts illustrate the percent of PCRA participant assets in each noted asset class as percentage of total PCRA assets. Percentages are calculated as of quarter-end. Money Market Funds are classified under Mutual Funds.

Net Flow by Sector - ETF (3-Month Period Ending 3/31/2024)

Net Flow is the net of all cash inflows and outflows in and out of financial assets; the performance of an asset or fund is not taken into account, only share redemptions, or outflows, and share purchases, or inflows.

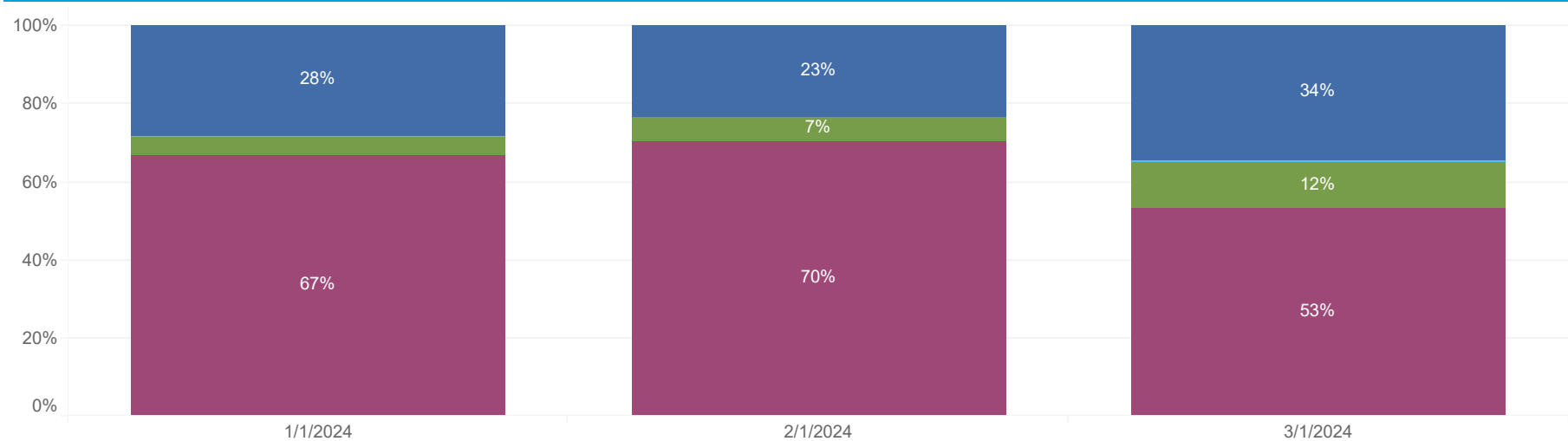
The Schwab Personal Choice Retirement Account (PCRA) Quarterly Report
STATE OF WISCONSIN DEF COMP P, Quarter Ending 3/31/2024

Average Monthly Trades Per Account (3-Month Period Ending 3/31/2024)



Mutual Funds

Trading Channel Mix (Month over Month)



Investment Manager Live Representative Mobile Web

The Schwab Personal Choice Retirement Account (PCRA) Quarterly Report

STATE OF WISCONSIN DEF COMP P, Quarter Ending 3/31/2024

Important Disclosures

Schwab Personal Choice Retirement Account (PCRA) is offered through Charles Schwab & Co., Inc. (Member SIPC), the registered broker/dealer, which also provides other brokerage and custody services to its customers.

For participants who utilize the Personal Choice Retirement Account (PCRA), the following fees and conditions may apply: Schwab's shortterm redemption fee of \$49.95 will be charged on redemption of funds purchased through Schwab's Mutual Fund OneSource® service (and certain other funds with no transaction fee) and held for 90 days or less. Schwab reserves the right to exempt certain funds from this fee, including Schwab Funds®, which may charge a separate redemption fee, and funds that accommodate short-term trading.

Trades in no-load mutual funds available through Mutual Funds OneSource service (including Schwab Funds) as well as certain other funds, are available without transaction fees when placed through schwab.com or our automated phone channels. Schwab reserves the right to change the funds we make available without transaction fees and to reinstate fees on any funds. Funds are also subject to management fees and expenses.

Charles Schwab & Co., Inc., member SIPC, receives remuneration from fund companies for record keeping, shareholder services and other administrative services for shares purchased through its Mutual Fund OneSource service. Schwab also may receive remuneration from transaction fee fund companies for certain administrative services.

This material is for institutional use only.

The information contained herein is obtained from third-party sources and believed to be reliable, but its accuracy or completeness is not guaranteed. This report is for informational purposes only and is not a solicitation, or a recommendation that any particular investor should purchase or sell any particular security.