

Secure Online Access and Demo

Item 5A - Employee Trust Funds Board
June 23, 2022

Anne Boudreau, Deputy Administrator, Division of Retirement Services

Maxwell Lacy, Project Manager, Office of Enterprise Initiatives

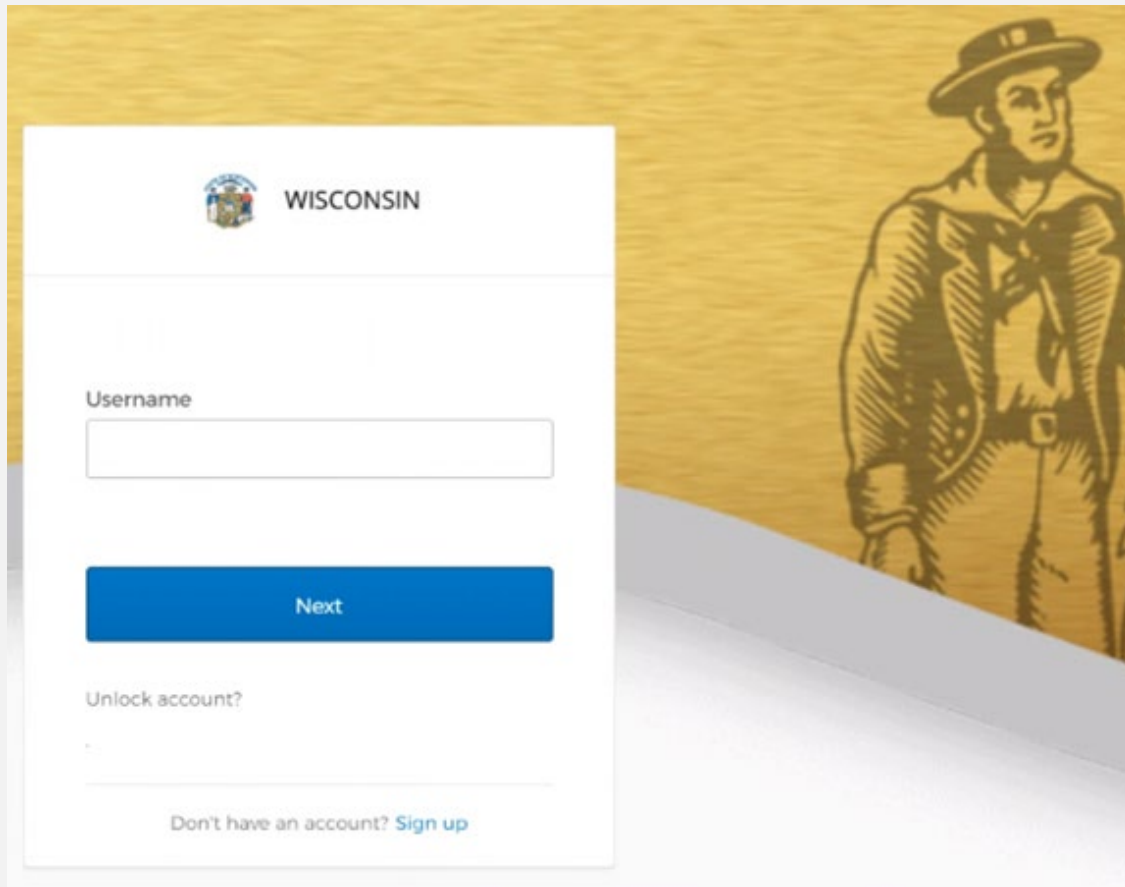
Nathan Mack, Outreach and Benefits Specialist, Division of Retirement Services



Agenda

- MyWisconsin ID
- ETF Web Forms
- Demo
- Questions

What is MyWisconsin ID?



WISCONSIN

Username

Next

Unlock account?

Don't have an account? [Sign up](#)

- Citizen users create a single account to access Wisconsin agency online applications
- ETF examples
 - ETF Web Forms
 - Insurance Administration System
 - Pension Administration System
- Other potential Wisconsin agency uses
 - Purchase fishing license
 - Renew license plates

Benefits of MyWisconsin ID



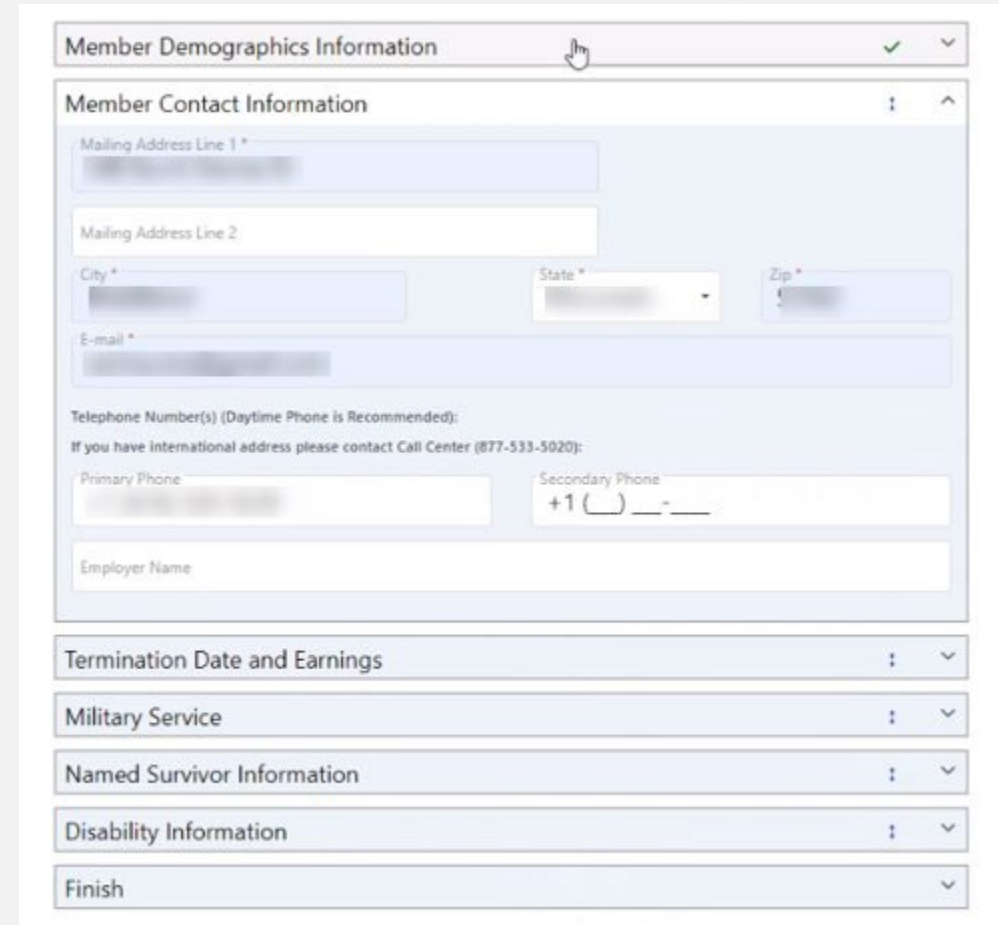
- Employs Okta technology – an industry leader in identity management
- Uses multi-factor authentication (MFA) and strong passwords
- Offers self-help options for guidance and account recovery
- Responds to member requests for online interactions

MyWisconsinID and ETF



What is ETF Web Forms?

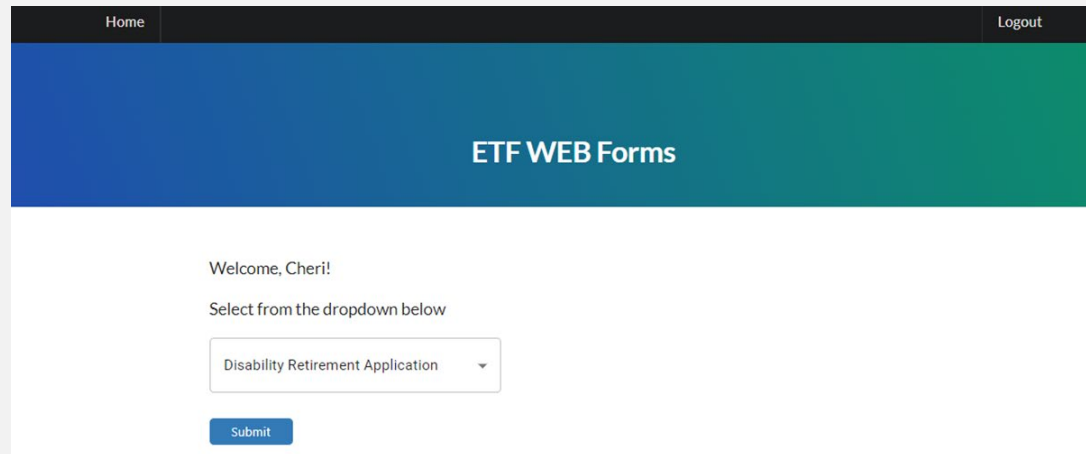
- New online form development tool
- In combination with MyWisconsin ID – members can interact securely with forms
- ETF can prefill some of the fields for members
- Forms submitted directly to ETF for processing



The screenshot displays a web form titled "Member Demographics Information". The form is organized into several sections, each with a header and a collapse/expand icon (three dots and an arrow). The sections are:

- Member Contact Information:** This section contains several input fields: "Mailing Address Line 1 *", "Mailing Address Line 2", "City *", "State *", "Zip *", "E-mail *", "Telephone Number(s) (Daytime Phone is Recommended)", "Primary Phone", "Secondary Phone" (with a "+1" prefix and a dropdown for country code), and "Employer Name".
- Termination Date and Earnings:** A section with a dropdown arrow.
- Military Service:** A section with a dropdown arrow.
- Named Survivor Information:** A section with a dropdown arrow.
- Disability Information:** A section with a dropdown arrow.
- Finish:** A section with a dropdown arrow.

Benefits of ETF Web Forms



The screenshot shows a web interface for 'ETF WEB Forms'. At the top, there is a dark navigation bar with 'Home' on the left and 'Logout' on the right. Below this is a teal header with the text 'ETF WEB Forms'. The main content area is white and contains a personalized welcome message: 'Welcome, Cheri!'. Below the message, it says 'Select from the dropdown below'. There is a dropdown menu with 'Disability Retirement Application' selected. At the bottom of the form area is a blue 'Submit' button.

For Members

- Convenient / efficient
- Lessen the paper in their lives
- Reduction in data errors

For ETF

- Responsive to members' requests for online interactions
- Creates one application to support multiple forms to replace paper versions
- Repeats use of screens and widgets



Questions?

Thank you



[wi_etf](#)



[etf.wi.gov](#)



ETF E-mail Updates



608-266-3285
1-877-533-5020