

2023 Wisconsin Public Records Law

1. 2023 Public Records Training

1.1 Wisconsin Public Records Law



In this course, you will learn how to comply with Wisconsin's Public Records Law and your public records responsibilities.

1.2 Public Records (Sunshine) Laws



Public records laws are also called sunshine laws. That's because the laws exist so the people of this state are not "in the dark" about the workings of the government that represents them.

According to settled law: "The clearly stated, general presumption of our law is that all public records shall be open to the public. . . ." This presumption reflects the basic principle that the people must be informed about the workings of their government and that openness in government is essential to maintain the strength of our democratic society."

The public records law requires that every record is presumed to be available to the public. Access can be denied only in exceptional cases.

1.3 Objectives

Objectives

Select each numbered item if you would like to review the objectives of this course.

Your Public Records Responsibilities

As a state employee, you have certain responsibilities. Understanding public records is one of those responsibilities.



All employees shall have the following five public records responsibilities:

1. Recognize when you have a public record.
2. Understand what is not a public record.
3. Understand how to properly retain public records.
4. Recognize a public records request and handle that request appropriately.
5. Know where to go for help.

In the next slides, let's take a closer look at each of the five responsibilities.

Objective 1

Objectives

Select each numbered item if you would like to review the objectives of this course.

Recognize when you have a public record







Objective 2

Objectives

Select each numbered item if you would like to review the objectives of this course.

Understand what is NOT a public record



Objective 3

Objectives

Select each numbered item if you would like to review the objectives of this course.

Understand how to properly retain public records



Objective 4

Objectives

Select each numbered item if you would like to review the objectives of this course.

Recognize a public records request and handle the request appropriately





Objective 5

Objectives

Select each numbered item if you would like to review the objectives of this course.

Know where to go for help



1.4 When You Have a Public Record



Public Records Responsibility # 1: Recognize when you have a public record

1.5 Recognize When You Have a Public Record



Employees need to know what a public record is because public records are property of the state and the law requires us to keep public records and make them available to the public.

1.6 What Is a Public Record?

01

What Is a Public Record?



Public Records



Anything paper or electronic with information about government business, with a few exceptions.



01

What Is a Public Record?



Public Records




Paper Examples
Printed meeting minutes, agendas, reports, spreadsheets, posters, etc.




01






What Is a Public Record?



Public Records



Electronic Examples
Skype messages, IMs, emails, videos, Excel spreadsheets, etc.



In general, a public record is anything, paper or electronic, that contains information about

government business, with only a few exceptions. It is important to remember public records can be paper or electronic.

Examples of electronic public records include the following:

emails, videos, audio files, database content, Instant Messages and texts.

1.7 Record Location



Record Location

The location of the record does not matter! Emails, texts, or files about government business on your personal device are public records. You must keep them and turn them over upon request.

Select each image to learn more.

01

The slide features a dark blue text box on the left with white text. To the right, there are four images: a smartphone home screen, a smartphone displaying the Gmail app, a blue circular icon for iMessage, and a blue bird icon for Twitter. A small magnifying glass icon is in the top left corner, and a blue box with the number '01' is in the top right corner.

The location of the record does not matter! Emails, text messages, or files about government business on your personal device are public records. You must keep them and turn them over upon request.

1.8 Tips When Using Personal Devices



Tips When Using Personal Devices

Select each device if you would like to review tips for personal devices.

01

Since the location of a record is irrelevant, it is especially important to keep track of what is and is not a record when using personal devices.

HOME

WORK

CLOUD

The slide features a vertical sidebar on the left with three icons: a desk with a computer labeled 'HOME', a government building labeled 'WORK', and a cloud with a document labeled 'CLOUD'. The main area contains six icons of personal devices: a desktop monitor, a smartphone, a tablet, a smartwatch, a USB drive, and a hard drive. A dark blue text box on the right contains white text. A small magnifying glass icon is in the top left corner, and a blue box with the number '01' is in the top right corner.

Since the location of a record is irrelevant, it is especially important to keep track of what is and is not a record when using personal devices. Remember, if the e-mail, text, instant message, chat, post, or file is about government business, then it is a record; even if it is created or maintained on a personal device, saved on a home computer, or saved in the cloud.

Keep the following considerations in mind when using a personal device for state business:

- First, a personal device may be a computer, mobile phone, tablet, Kindle, iPad, smartwatch, or other connected device such as a cloud back-up, flash-drive, or external hard drive.
- Second, any e-mail used to conduct government business is a record, even if it is sent or received by an employee's personal e-mail account.
- Third, you must ensure any public records are properly retained if you transition to a new device.
- And lastly, materials on your personal device that are purely personal property with no relation to state business are **not** public records.

Desktop Layer



Remember, if the e-mail, text, instant message, chat, post, or file is about government business, then it is a record.

Smartphone Layer



Tips When Using Personal Devices 01

Select each device if you would like to review tips for personal devices.

HOME
WORK
CLOUD

Even if it is created or maintained on a personal device, saved on a home computer, or saved in the cloud.

Even if it is created or maintained on a personal device, saved on a home computer, or saved in the cloud.

Tablet Layer



Tips When Using Personal Devices 01

Select each device if you would like to review tips for personal devices.

HOME
WORK
CLOUD

A personal device may be a computer, mobile phone, tablet, Kindle, iPad, smartwatch, or other connected device such as cloud back-up, flash-drive, or external hard drive.

A personal device may be a computer, mobile phone, tablet, Kindle, iPad, smartwatch, or other connected device such as cloud back-up, flash-drive, or external hard drive.

Smartwatch Layer



Tips When Using Personal Devices 01

Select each device if you would like to review tips for personal devices.

Any email used to conduct government business is a record, even if it is sent or received by an employee's personal email account.

Any email used to conduct government business is a record, even if it is sent or received by an employee's personal email account.

USB Layer



Tips When Using Personal Devices 01

Select each device if you would like to review tips for personal devices.

You must ensure any public records are properly retained if you transition to a new device.

You must ensure any public records are properly retained if you transition to a new device.

Hard Drive Layer



1.9 Understand What Is Not a Public Record



The law contains several exceptions to the definition of a record. This leads to Public Records Responsibility #2: Understand what is NOT a public record.

We will now review some of the more common exceptions.

1.10 What's NOT A Public Record



What's NOT A Public Record 02

There are many documents that you may run across in the workplace that are not public records.

Select each arc of this circle to learn about these exceptions.

There are many documents that you may run across in the workplace that are not public records.

The first exception is duplicates. If you have a copy of a document that exists somewhere else in your agency, and you use the copy only for convenience or reference, the copy is not a record and you do not need to keep it.

The second exception is purely personal property that has no relation or connection to your job. This includes things such as family photos or framed diplomas that are not related to state business.

A third exception is notices or invitations that you did not solicit. Items such as spam emails, junk mail, and most listserv messages are not items that you need to retain.

A fourth exception is reference materials. This includes items such as phone books, dictionaries, and vendor catalogs.

Duplicates (Slide Layer)

 **What's NOT A Public Record** 02

There are many documents that you may run across in the workplace that are not public records.

Duplicates

Reference  Personal

Unsolicited

The original must be somewhere in your agency. If not, the duplicate is a record and you must keep it.

Personal (Slide Layer)

 **What's NOT A Public Record** 02

There are many documents that you may run across in the workplace that are not public records.

Duplicates

Reference  Personal

Unsolicited


Materials that are purely personal property and have no relation to state business

Unsolicited (Slide Layer)

 **What's NOT A Public Record** 02

There are many documents that you may run across in the workplace that are not public records.

Duplicates

Reference  Personal

Unsolicited

Notices or invitations that were not solicited, such as spam, junk mail, and most listservs

Reference (Slide Layer)

02


What's NOT A Public Record

There are many documents that you may run across in the workplace that are not public records.

Reference materials such as phone books, dictionaries, and vendor catalogs




1.11 What Else Is NOT A Public Record?

02

What Else Is NOT A Public Record?

Draft documents and notes

01 Notes – Personal notes are not records if you use them only to refresh your memory and do not share with others.



Draft documents and notes.

Notes - Personal notes are not records if you use them only to refresh your memory and do not share with others.



02

What Else Is NOT A Public Record?

Draft documents and notes

02

Drafts or working papers without substantive comments, rough notes, or calculations.



02

What Else Is NOT A Public Record?

Draft documents and notes

03

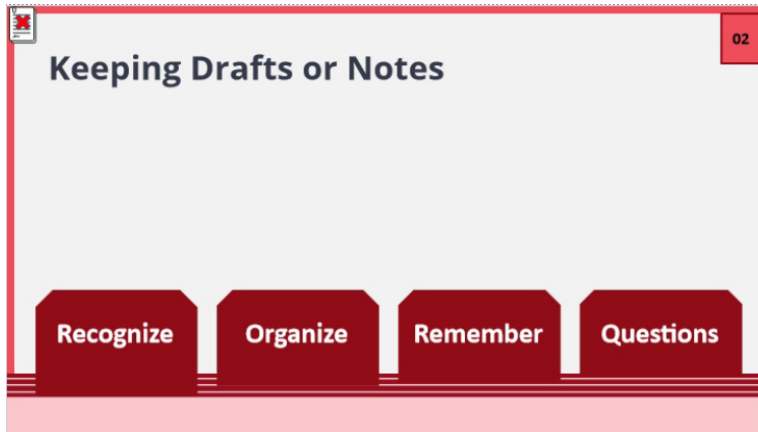
Check with your legal counsel if you are unsure.



The final exception we will discuss is for drafts and notes. The definition of public record does not include personal notes that you use only to refresh your own memory and do not share with others.

The definition of public record also does not include drafts or working papers without substantive comments, rough notes, or calculations. However, you must retain some drafts. Check with your legal counsel if you are unsure.

1.12 Tips For Keeping Drafts or Notes



Recognize

Think about which documents are personal notes, drafts, and other non-record reference materials.

Organize

It may be helpful to clearly label these, or even keep them in separate folders or envelopes solely for your own reference. Giving this some thought is important if you choose to mingle your personal notes and drafts with documents that are public records.

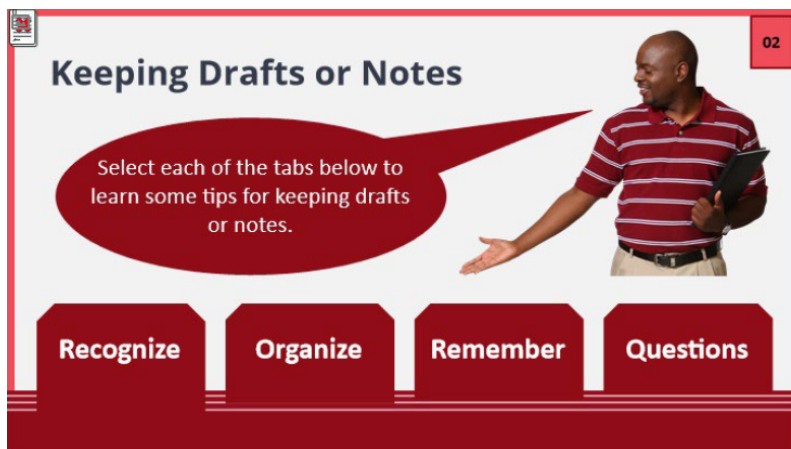
Remember

Remember, any notes or drafts that you make available for others to reference or share with others in order to communicate information may become public records. Even a sticky note may become part of the record that it is attached to, if its purpose is to communicate important information to someone else.

Questions

If you have questions about particular situations, ask your records officer or legal counsel for assistance.

Intro (Slide Layer)



02

Keeping Drafts or Notes

Select each of the tabs below to learn some tips for keeping drafts or notes.

Recognize Organize Remember Questions

The slide features a man in a red and white striped polo shirt holding a clipboard, gesturing towards the navigation tabs. A red speech bubble contains the instruction to select the tabs. The tabs are labeled 'Recognize', 'Organize', 'Remember', and 'Questions'.

Layer 1 (Slide Layer)



02

Keeping Drafts or Notes

Recognize

Which documents are personal notes, drafts, or other non-record reference materials?

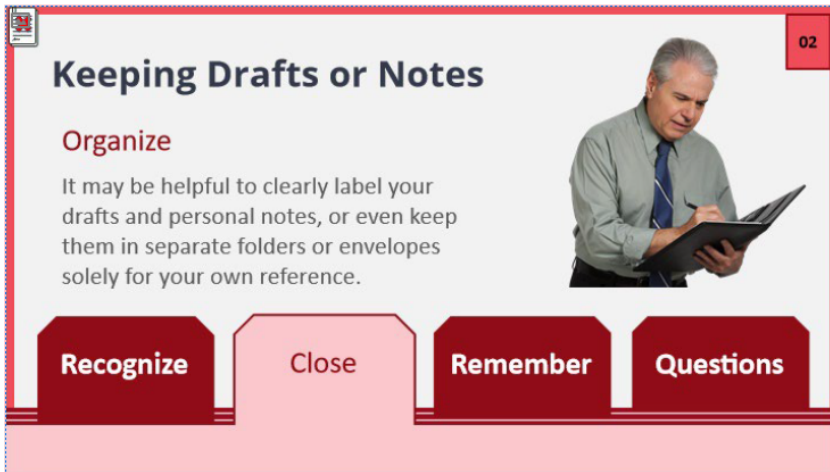
Close Organize Remember Questions

The slide features a woman in a grey sweater thinking, with her hand to her chin. The navigation tabs are 'Close', 'Organize', 'Remember', and 'Questions'. The 'Close' tab is highlighted in light red.

Recognize

Which documents are personal notes, drafts, or other non-record reference materials.

Layer 2 (Slide Layer)



02

Keeping Drafts or Notes

Organize

It may be helpful to clearly label your drafts and personal notes, or even keep them in separate folders or envelopes solely for your own reference.

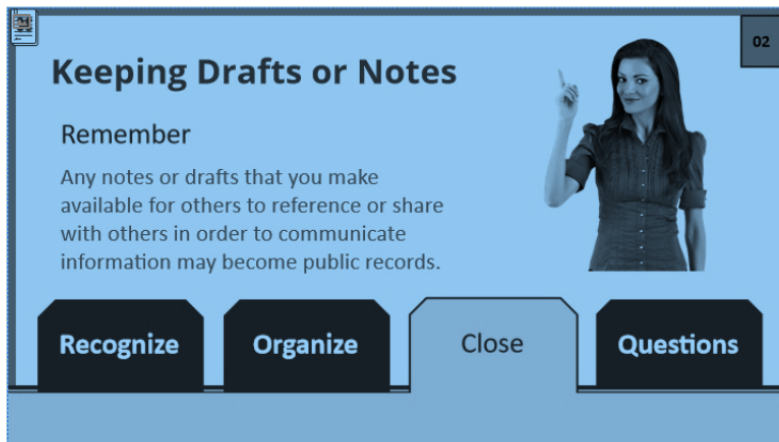
Recognize Close Remember Questions

A slide with a white background and a red border. The title 'Keeping Drafts or Notes' is in bold black text. Below it, the word 'Organize' is in red. A paragraph of text follows. To the right is a photo of a man in a grey shirt and blue tie looking at a tablet. At the bottom are four red buttons with white text: 'Recognize', 'Close', 'Remember', and 'Questions'. A small '02' is in the top right corner.

Organize

It may be helpful to clearly label your drafts and personal notes, or even keep them in separate folders or envelopes solely for your own reference.

Layer 3 (Slide Layer)



02

Keeping Drafts or Notes

Remember

Any notes or drafts that you make available for others to reference or share with others in order to communicate information may become public records.

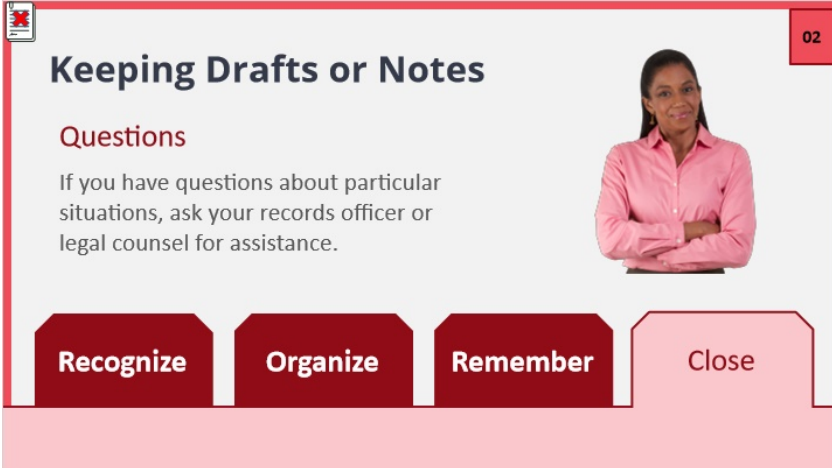
Recognize Organize Close Questions

A slide with a blue background and a dark blue border. The title 'Keeping Drafts or Notes' is in bold black text. Below it, the word 'Remember' is in bold black. A paragraph of text follows. To the right is a photo of a woman in a dark shirt pointing upwards. At the bottom are four dark blue buttons with white text: 'Recognize', 'Organize', 'Close', and 'Questions'. A small '02' is in the top right corner.

Remember

Any notes or drafts that you make available for others to reference or share with others in order to communicate information may become public records.

Layer 4 (Slide Layer)



Keeping Drafts or Notes

Questions

If you have questions about particular situations, ask your records officer or legal counsel for assistance.

Recognize **Organize** **Remember** **Close**

02

1.13 Understand how To Retain Public Records



03

Understand How To Properly Retain Public Records

03

Public Records Responsibility #3: Understand how to properly retain public records.

1.14 How To Retain A Public Record



How To Retain A Public Record

Record Retention Schedule

Follow your agency's Record Retention Schedule before destroying a record.

03



How To Retain A Public Record

Check With Your Records Officer

- Determine how long to keep a record
- Learn where to send a record at expiration

03



How To Retain A Public Record

Before You Destroy A Record

Make sure there are no pending requests, audits, or lawsuits that require you to hold onto it. Destruction can be deleting a digital file, or shredding or disposing of a physical record.

03

When you have a public record, know how to retain it. If you have a public record, you must keep the record as long as required by your agency's retention schedule.

It is important to check with your agency's records officer or records coordinator to find out how long you are required to keep your records and where to send them when that time runs out.

Finally, before you get rid of a record, make sure there are no pending records requests, audits, or lawsuits that require you to hold on to the record.

1.15 Retaining Records Electronically



If you choose to retain some records exclusively in electronic format, be aware that additional rules may apply.

State administrative code requires such records to be kept in formats that are:

- accessible,
- accurate,
- authentic,
- reliable,
- legible, and
- readable throughout the record life cycle.

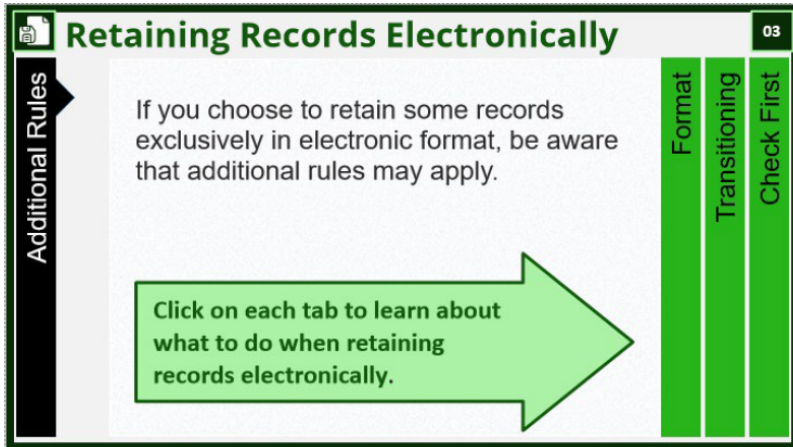
See Chapter Adm 12 of the Administrative Code for additional requirements.

Generally, using major technology systems that are pre-approved by your agency should meet these requirements.

However, if you transition from one system or device to another, it is your responsibility to ensure that your old records are retained properly.

Check with your records official or legal counsel before proceeding with any project to convert records from one format to another-including scanning paper documents into electronic format for retention in that format only.

Tab 1 (Slide Layer)



If you choose to retain some records exclusively in electronic format, be aware that additional rules may apply.

Tab 2 (Slide Layer)

Chapter Adm 12 of the Administrative Code for additional requirements.' To the right of the text are three icons: a document with a magnifying glass, a document with a checkmark, and a checkmark inside a shield. On the right, two vertical tabs are visible: 'Transitioning' and 'Check First'." data-bbox="138 537 625 750"/>

State administrative code requires such records to be kept in formats that are accessible, accurate, authentic, reliable, legible, and readable throughout the record life cycle. See Chapter Adm 12 of the Administrative Code for additional requirements.

Tab 3 (Slide Layer)

 **Retaining Records Electronically** 03

Additional Rules
Format
Transitioning


However, if you transition from one system or device to another, it is your responsibility to ensure that your old records are retained properly.






Check First

Tab 4 (Slide Layer)

 **Retaining Records Electronically** 03


Additional Rules
Format
Transitioning
Check First




Check with your records official or legal counsel before proceeding with any project to convert records from one format to another—including scanning paper documents into electronic format for retention in that format only.



Check with your records official or legal counsel before proceeding with any project to convert records from one format to another - including scanning paper documents into electronic format for retention in that format only.

1.16 Key Points

 **Key Points** 03

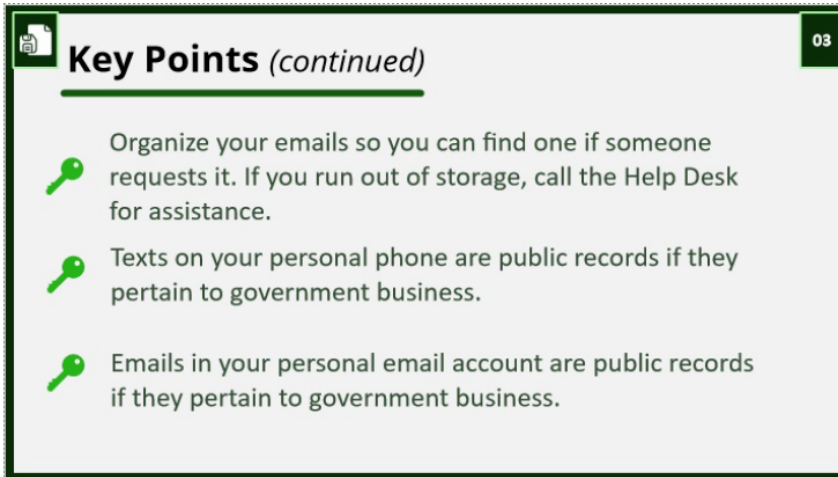
-  Don't delete emails or other records unless you know you don't need to keep them.
-  Organize hard copy documents so you know where to find them if the public requests them.
-  Know the records retention schedule for the documents you use.

There are several important points for all employees to remember.

Don't delete emails or any other records unless you know that you don't need to keep them. Organize hard copy documents so you know where to find them if a member of the public requests them.

Know how long you are required to keep your records and what to do with them when that time is up.

1.17 Key Points (continued)



03

Key Points (continued)

- Organize your emails so you can find one if someone requests it. If you run out of storage, call the Help Desk for assistance.
- Texts on your personal phone are public records if they pertain to government business.
- Emails in your personal email account are public records if they pertain to government business.

Organize your emails so you can find one if someone requests it. If you run out of storage in your mailbox, ask your agency's help desk for assistance with .pst files or similar solutions.

Text messages on your personal cell phone are public records if they pertain to government business.

Emails in your personal email are public records if they pertain to government business.

1.18 Recognize Requests



04

Recognize A Public Records Request And Handle The Request Appropriately

04

Public Records Responsibility #4: Recognize a public records request and the importance of handling public records requests appropriately.

1.19 Handling A Public Records Request



Let's begin by explaining what a public records request is. A public records request is any request for government records.

It does not require magic words or precise format, and it may be submitted by email, by letter, by phone, in person, or by any other method. The request may be written or verbal. It does not need to identify the requester or the purpose of the request.

1.20 Is it a Public Records Request?



Someone just called me and asked for all emails to or from Jane Smith in August 2016 regarding the ABC construction project.



Is that a public records request?



Yes, that's a specific request for a government record.



I got a different a different call later in the day asking why the state initiated the ABC construction project and when it's expected to be complete.



Is that a public records request?



No, that's not a public records request since they didn't specifically ask for a record.

This slide contains a common scenario between two coworkers. Not all requests you receive from the public are public records requests.

You must learn the difference between a general request and a public records request and act accordingly.

QUESTION: Someone just called me and asked for all emails to or from Jane Smith in August of 2016 regarding the ABC construction project. Is that a public records request?

ANSWER: Yes, that is a specific request for a government record.

QUESTION: I got a different call later in the day asking why the state initiated the ABC construction project and when it's expected to be complete. Is that a public records request?

ANSWER: No, that's not a public records request since they didn't specifically ask for a record.

1.21 Records Custodian Responsibilities

Records Custodian Responsibilities 04

If you are a records custodian, follow these steps when you receive a records request. If you have questions, see your supervisor or your records officer.

Locate and review the records

1. Find all of the records
2. Remove any information that is confidential under law
3. Tell what is being withheld

Provide the requestor with updates

Keep the requester updated of your progress if you can't find the records right away.

Respond timely

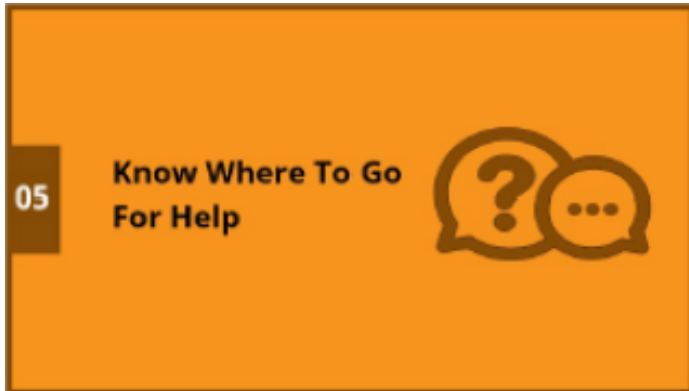
Respond as soon as practicable and without delay!

It is the responsibility of the records custodians to:

1. Locate all records in the agency that are responsive to the request
2. Review and remove information that is confidential under the law, and
3. Tell the requester what you are withholding.
4. Provide the requester with regular updates on the status of the request.

Respond as soon as practicable and without delay!

1.22 Know Where To Go For Help



Your fifth and final public records responsibility is: Know where to go for help.

1.23 Finding Help



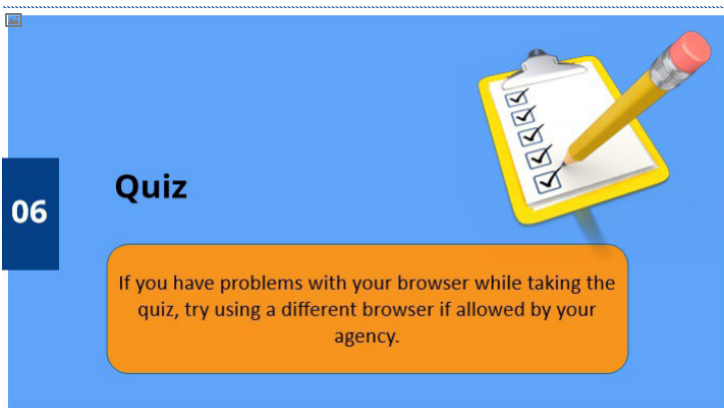
You have a variety of resources available if you have questions or would like to learn more about the public records law. The following resources are available at your agency:

- Records custodian
- Records officer and coordinators
- Legal counsel
- Public records notices
- Many agencies also have policies or manuals available to employees to further explain public records responsibilities

Finally, the Wisconsin Department of Justice regularly publishes a public records compliance guide. You can find this guide by visiting the DOJ website or by selecting the link on this slide.

2. Quiz

2.1 Quiz



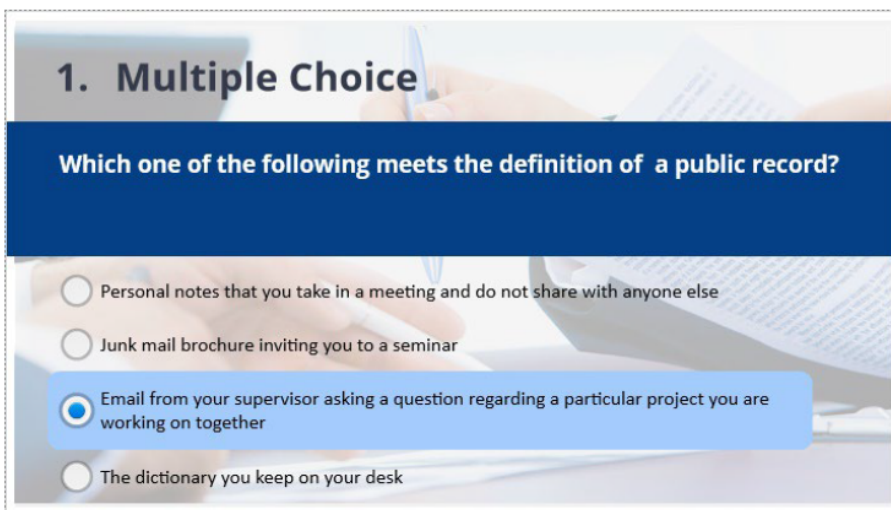
06 **Quiz**

If you have problems with your browser while taking the quiz, try using a different browser if allowed by your agency.

Now it's time for a short quiz. You must answer 3 of 5 questions correctly to pass. You must pass the quiz to receive credit for taking the course.

2.2 Question 1

(Multiple Choice, 10 points, 1 attempt permitted)



1. Multiple Choice

Which one of the following meets the definition of a public record?

- Personal notes that you take in a meeting and do not share with anyone else
- Junk mail brochure inviting you to a seminar
- Email from your supervisor asking a question regarding a particular project you are working on together
- The dictionary you keep on your desk

Which one of the following meets the definition of a public record?

Correct	Choice
	Personal notes that you take in a meeting and do not share with anyone else
	Junk mail brochure inviting you to a seminar
X	Email from your supervisor asking a question regarding a particular project you are working on together
	The dictionary you keep on your desk

Feedback when correct:

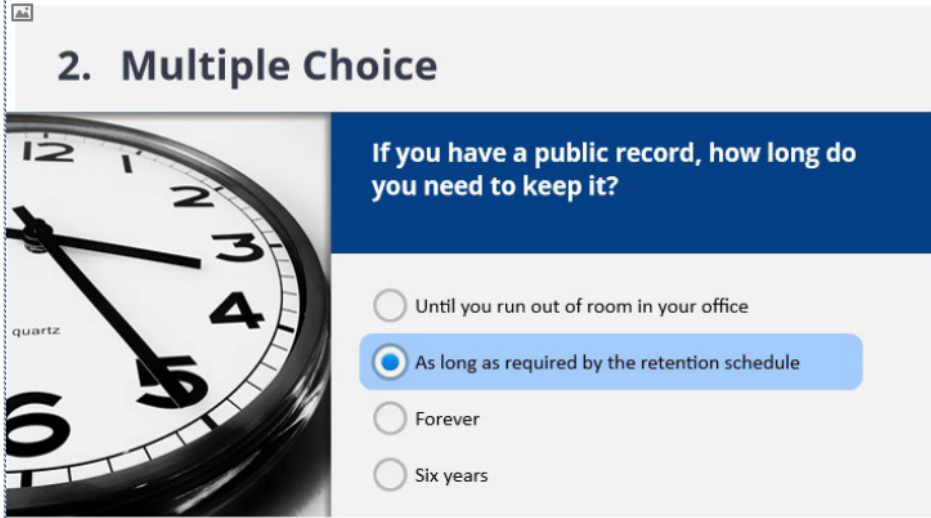
That's right! Only the email regarding work is a public record.

Feedback when incorrect:

You did not select the correct response. Personal notes, solicitations, and reference materials are not public records.

Notes:

2.3 Question 2



2. Multiple Choice

If you have a public record, how long do you need to keep it?

- Until you run out of room in your office
- As long as required by the retention schedule
- Forever
- Six years

If you have a public record, how long do you need to keep it?

Correct	Choice
	Until you run out of room in your office
X	As long as required by the retention schedule
	Forever
	Six years

Feedback when correct:

That's right! You selected the correct response.

Feedback when incorrect:

You did not select the correct response. Each public record has a retention schedule and you must follow it.

2.4 Question 3

3. Multiple Choice

How soon does your agency have to respond to a public records request?

- A Within five days
- B Immediately
- C Once a staff member can get to it after completing all of her or his other responsibilities
- D As soon as practicable and without delay
- E All of the above

How soon does your agency have to respond to a public records request?

Correct	Choice
	Choice A
	Choice B
	Choice C
X	Choice D
	Choice E

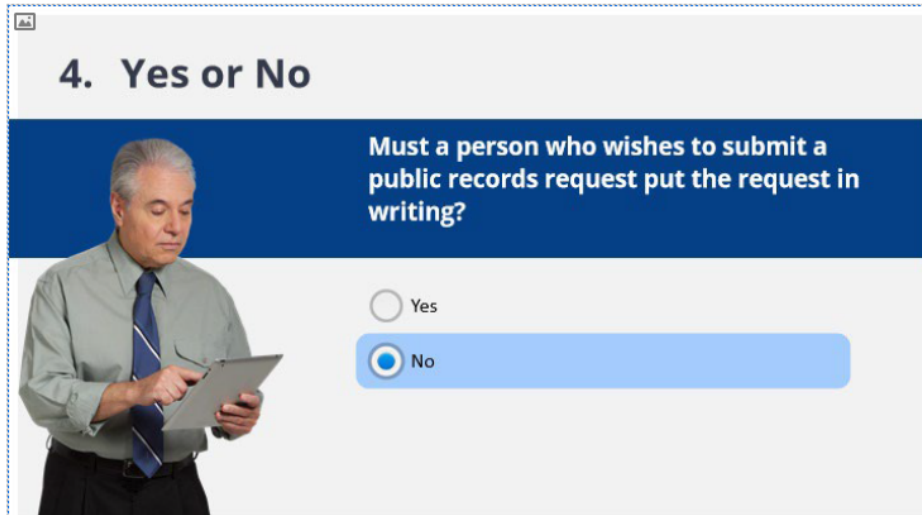
Feedback when correct:

That's right! You selected the correct response.

Feedback when incorrect:

You did not select the correct response. You must respond to public records requests as soon as practicable.

2.5 Question 4



Must a person who wishes to submit a public records request put the request in writing?

Correct	Choice
	Yes
X	No

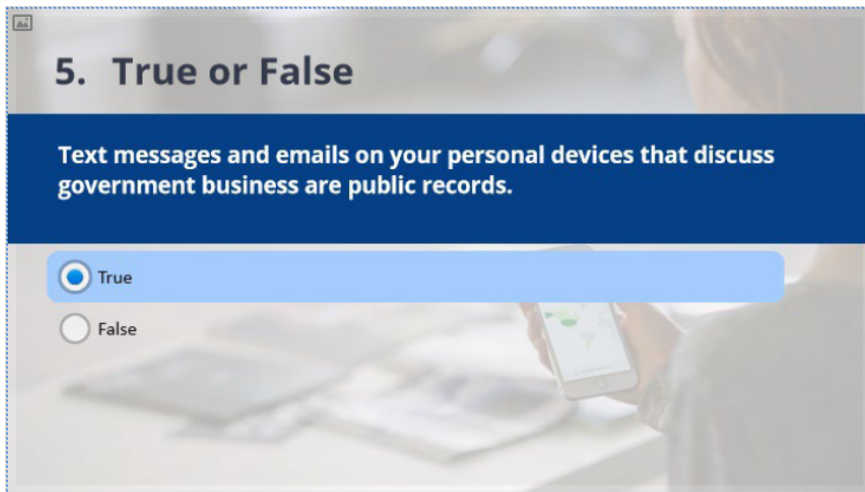
Feedback when correct:

That's right! You selected the correct response.

Feedback when incorrect:

You did not select the correct response. Public records requests can be verbal or in writing.

2.6 Question 5



True or false: text messages and emails on your personal devices that discuss government business are public records?

Correct	Choice
X	True
	False

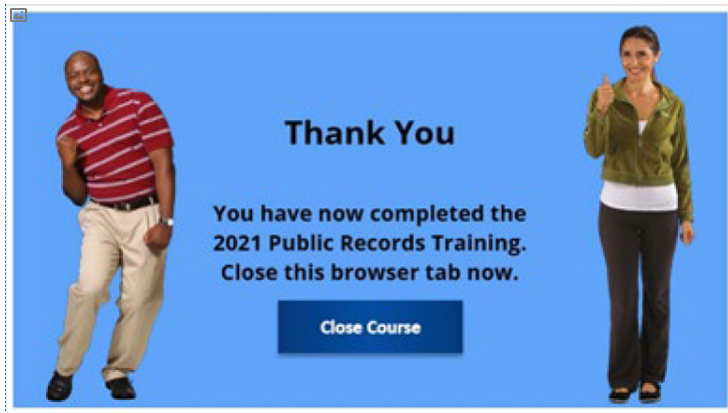
Feedback when correct:

That's right! You selected the correct response.

Feedback when incorrect:

You did not select the correct response. Texts or emails on personal devices regarding government business are public records.

2.8 Thank You



You have now completed the Public Records Training.