

































2016 Division of Retirement Services Scorecard

Services to Members	1 st Quarter	2 nd Quarter	3 rd Quarter	4 th Quarter	YTD	Trending- future outlook
Annual Reconciliation: <ul style="list-style-type: none"> Standard: 90% of employers submit annual file by Jan 31 each year, complete in mid-March Completed in mid-March 		N/A	N/A			
Daily Transactions from Employers: <ul style="list-style-type: none"> Standard: < 1000 suspended Status: 338 average 						
Separation Benefits: <ul style="list-style-type: none"> Within 1 month of receipt of all required info (includes employer reports) Status: 30 calendar days 1,315 processed 						
Phone Call-Speed of Answer <ul style="list-style-type: none"> Standard: 90% of calls < 3 min. Status: 1:17 min. average 						
Phone Call-Abandonment <ul style="list-style-type: none"> Standard: < 10% of calls Status: 3.56% average 						
Phone Call-Quality (survey results) <ul style="list-style-type: none"> Standard: 90% favorable rate Status: 98.31% 						

<p>Email-Speed of Response</p> <ul style="list-style-type: none"> • Standard: 4 days • Status: Within 1 day 						
<p>Beneficiary Designation-Wait Time</p> <ul style="list-style-type: none"> • Standard: <ul style="list-style-type: none"> ○ 5 days ○ < 500 backlog • Status: <ul style="list-style-type: none"> ○ 2 days ○ 158/weekly backlog 						
<p>Presentations:</p> <ul style="list-style-type: none"> • Public: 20/yr. • Group Presentations: 245/yr. • Webinars: 180/yr. • Status: On Pace 						
<p>Retirement Estimates-Wait Time</p> <ul style="list-style-type: none"> • Standard: Within 15 business days • Status: 10 days 						
<p>Appointments:</p> <ul style="list-style-type: none"> • Standard: <ul style="list-style-type: none"> ○ Group: Within 5 days ○ Individual: Within 15 days • Status: <ul style="list-style-type: none"> ○ Group: 4 days ○ Individual: 17 days 						

<p>Appointments-Quality(survey results)</p> <ul style="list-style-type: none"> Standard: <ul style="list-style-type: none"> 90% favorable rate Status: <ul style="list-style-type: none"> 98.91% 						
<p>Annuitant Payroll</p> <ul style="list-style-type: none"> Standard: Generally, put annuitant on payroll when desired Status: 100%; no delays <ul style="list-style-type: none"> 2,711 annuitants set-up 						
<p>Final Calculations for Annuities:</p> <ul style="list-style-type: none"> Standard: <ul style="list-style-type: none"> Within 5 months No more than 5,000 pending Status: <ul style="list-style-type: none"> 5 months 5,463 pending Note: Met time standard, but not pending volume standard because June/July are very large months 						
<p>Processing Death Benefits:</p> <ul style="list-style-type: none"> Annuitant: Within 10 days <ul style="list-style-type: none"> 7 days currently Non-Annuitant: Within 5 days <ul style="list-style-type: none"> 7 days currently Set-up of monthly and lump sum benefits: Within 1 month (after death notification) <ul style="list-style-type: none"> Meeting standard 						

Processing death notices/stopping benefits: Within 2 days (after death notification) ○ Meeting standard						
--	--	--	--	--	--	--

Legend:

Green Star – Standards were met or exceeded

Yellow Circle – Results were within 5% of standards

Red X – Results were $\geq 5\%$ below standards

