



STATE OF WISCONSIN  
Department of Employee Trust Funds  
David A. Stella  
SECRETARY

801 W Badger Road  
PO Box 7931  
Madison WI 53707-7931  
1-877-533-5020 (toll free)  
Fax (608) 267-4549  
<http://etf.wi.gov>

**CORRESPONDENCE MEMORANDUM**

**DATE:** February 11, 2011  
**TO:** Teachers Retirement Board  
Wisconsin Retirement Board  
**FROM:** Diane Poole, Director  
Disability Programs Bureau  
Division of Insurance Services  
**SUBJECT:** 2010 Benefit Annuity Statistics Report

**This memo is for informational purposes only. No Board action is required.**

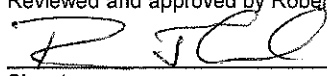
Attached for your review are the 2010 Wisconsin Retirement System (WRS) disability annuity statistics reports. The reports provide information on disability benefit annuity applications approved by the Boards throughout 2010. No Board action is required.

**2010 DISABILITY ANNUITY HIGHLIGHTS**

- The Department completed disability benefit estimates for 684 participants.
- § 40.63 disability retirement benefits were started for 163 participants.
- Duty disability benefits were started for 31 participants.
- For the disability annuity benefits approved by both the Teachers Retirement and Wisconsin Retirement Boards, the most popular benefit option was "100% Continued to Named Survivor with 180 Payments Guaranteed."

**2010 TEACHERS RETIREMENT BOARD SPECIFICS**

- 93% of the disability applications were approved/deemed approved. Only 4% were cancelled/void/withdrawn/invalid, and 3% were denied.
- 65% of the disability annuities started were for females and 35% were for males.
- 37% of the disability applications were for participants aged 51-55, 28% were for participants aged 56-60, and 18% were for participants aged 46-50.
- 58% of disability applications had one of three disabilities: Cancer (21%), Neurology (19%), and Multiple Medical Problems (18%).

Reviewed and approved by Robert J. Conlin, Deputy Secretary.  
  
Signature \_\_\_\_\_ Date 2/18/11

Board	Mtg Date	Item #
WR	3.10.11	6Aii
TR	3.10.11	6Aii

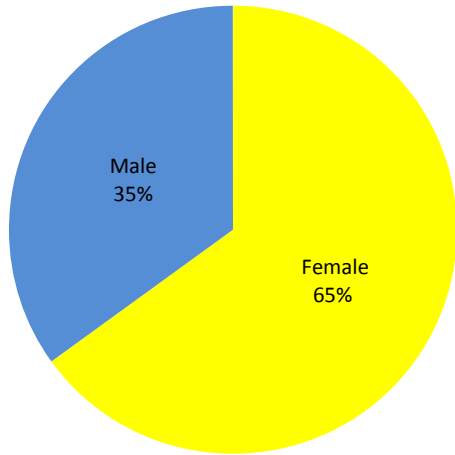
***2010 WISCONSIN RETIREMENT BOARD SPECIFICS***

- 89% of the disability applications were approved/deemed approved. Only 4% were denied, 7% were cancelled.
- 53% of the disability annuities started were for females and 47% were for males.
- Participants aged 51-55 and 56-60 had 30% of disability applications each, 23% were for participants aged 46-50.
- 56% of the disability applications had one of three disabilities: Cancer (20%), Neurology (18%), and Multiple Medical Problems (18%).

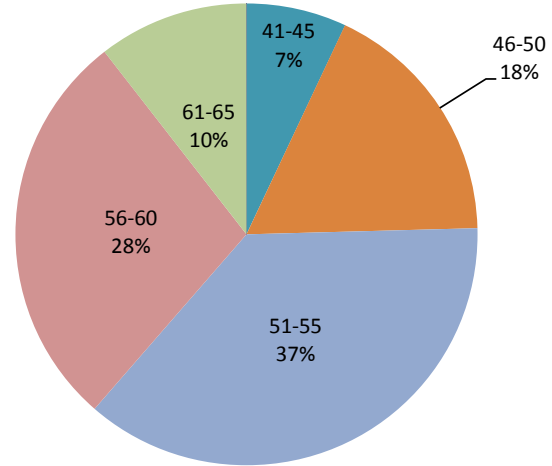
I will be available at the meeting to answer any questions you may have.

Attachment: Wisconsin Retirement System Disability Annuity Statistics Reports

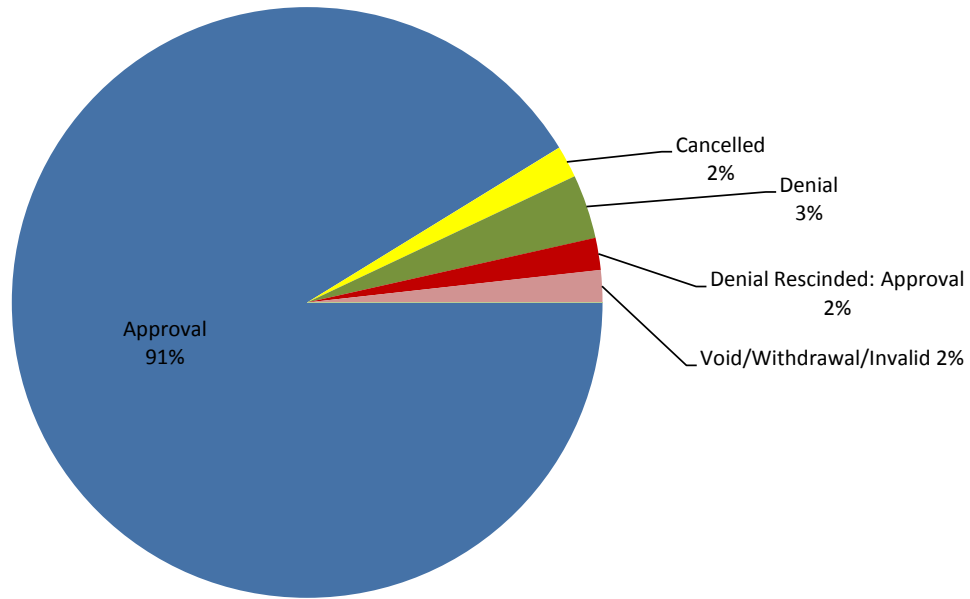
**2010 Teachers Retirement Board Disability Annuities Started by Gender**



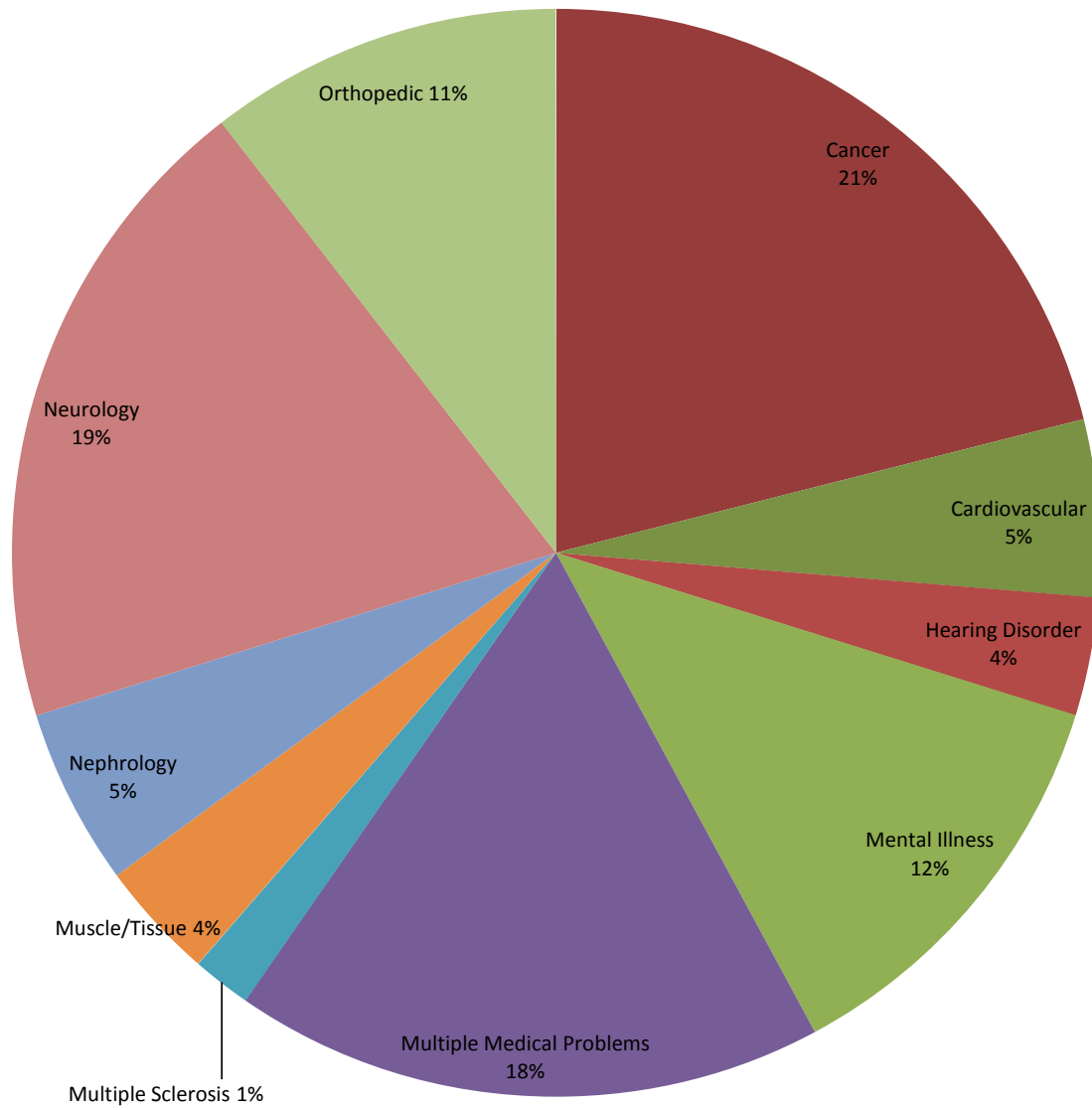
**2010 Teachers Retirement Board Disability Applications by Age**



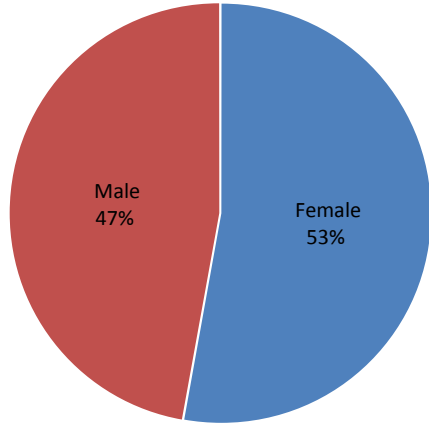
**2010 Teachers Retirement Board Disability Applications by Determination**



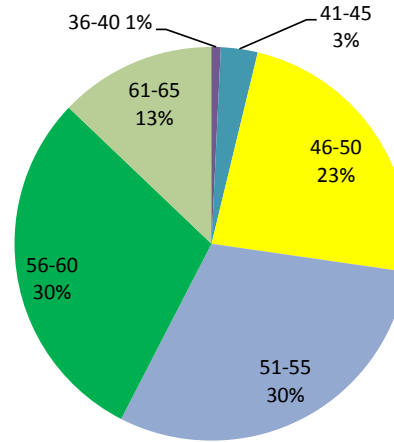
### 2010 Teachers Retirement Board Disability Types



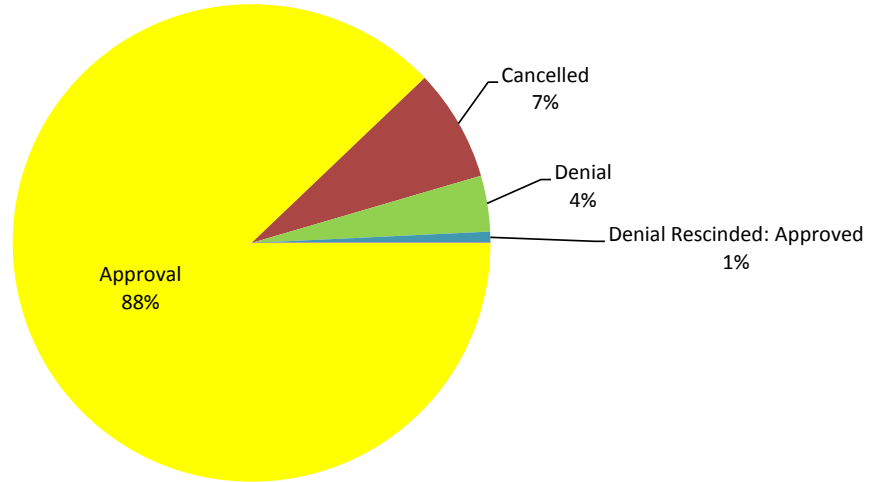
**2010 Wisconsin Retirement Board Disability Annuities Started by Gender**



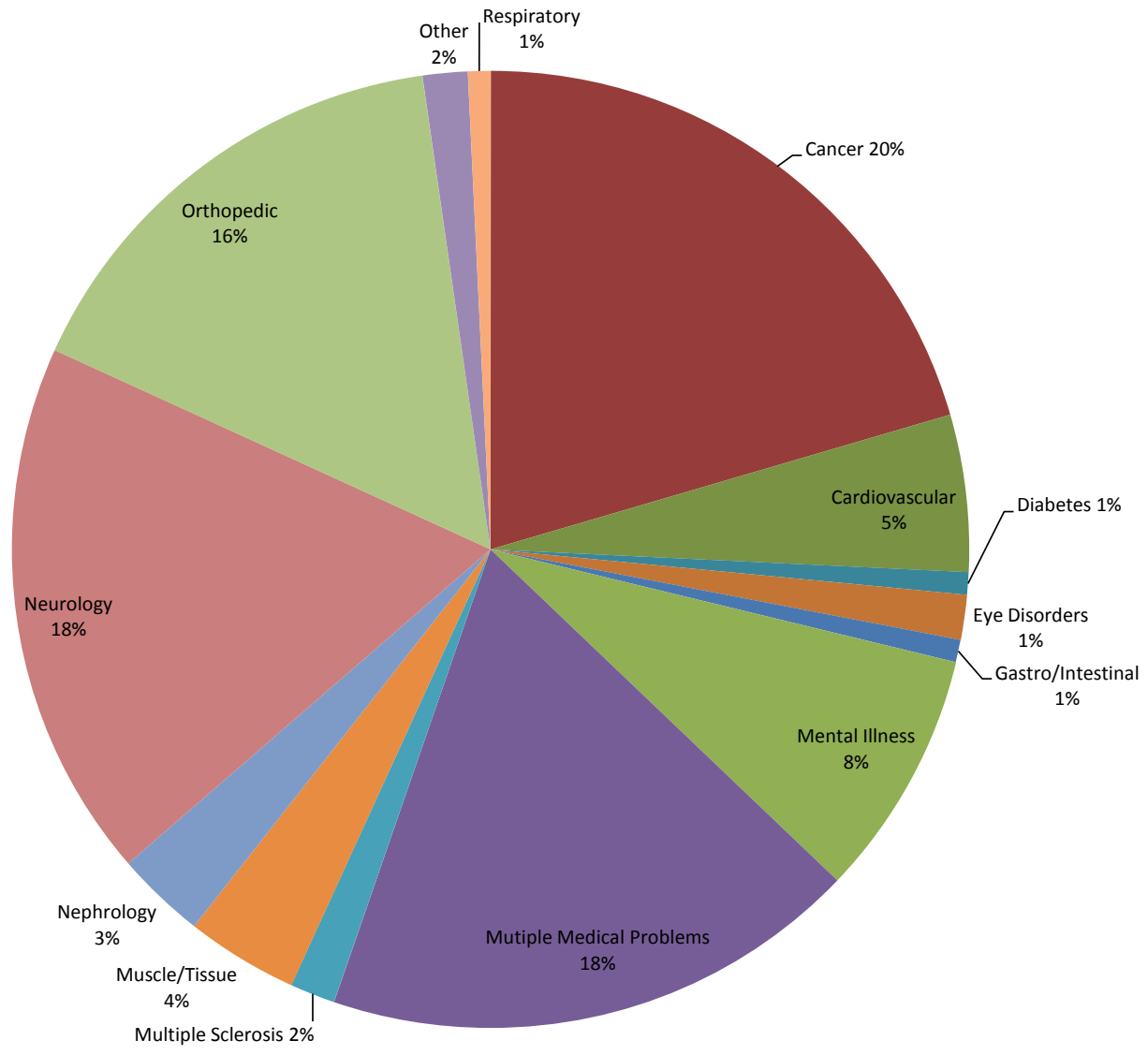
**2010 Wisconsin Retirement Board Disability Applications by Age**



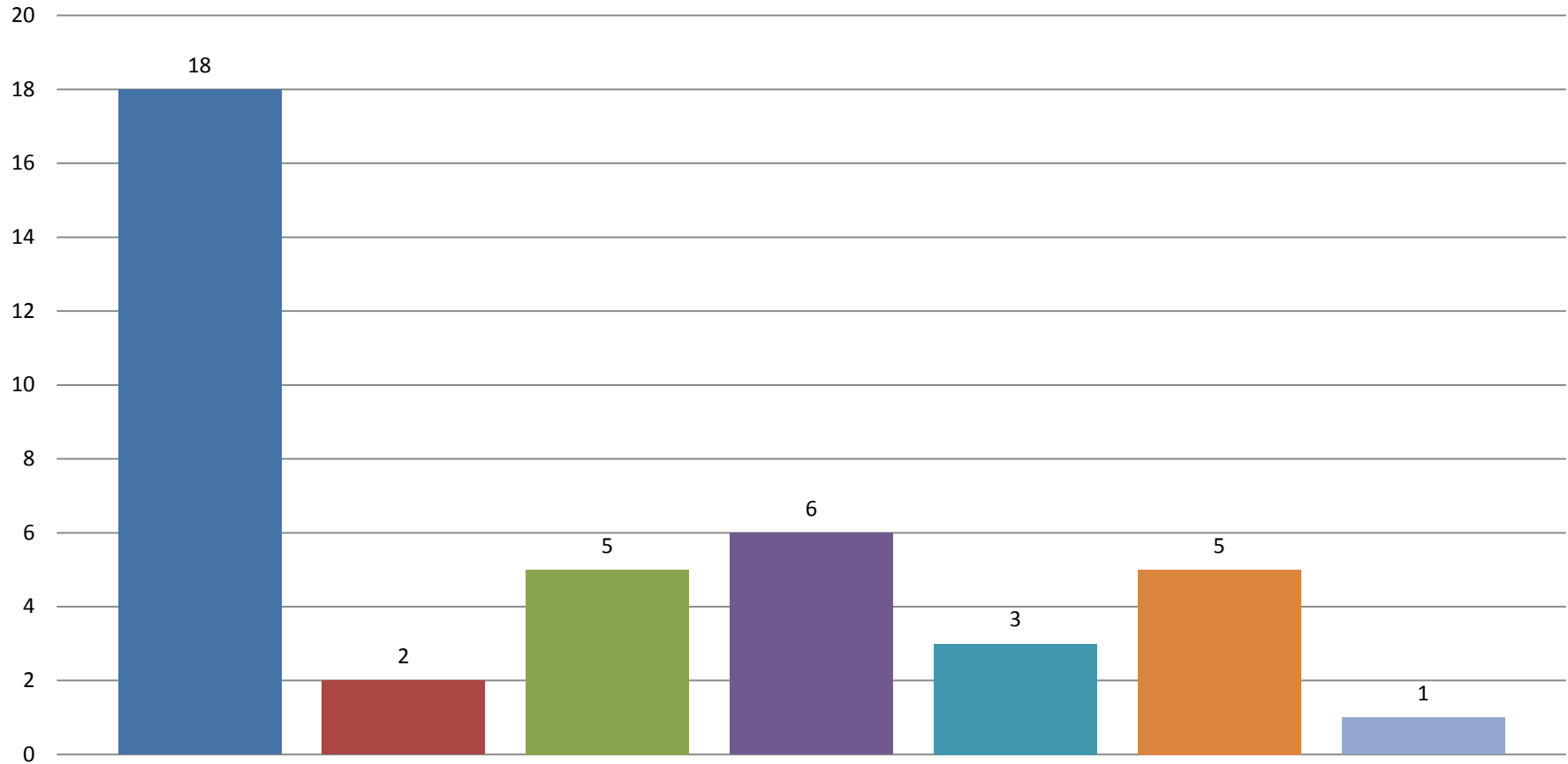
**2010 Wisconsin Retirement Board Disability Applications by Determination**



### 2010 Wisconsin Retirement Board Disability Types



### 2010 Teachers Retirement Board Disability Annuities Started by Option Type



- 100% Continued to Named Survivor (Jt. Survivor) with 180 Payments Guaranteed
- Life Annuity with 60 Payments Guaranteed
- For Annuitant's Life Only
- Life Annuity with 180 Payments Guaranteed
- 75% Continued to Named Survivor (Joint Survivor)
- 100% Continued to Named Survivor (Joint Survivor)
- 75% Continued to Annuitant or Named Survivor (Joint Survivor) Upon Death of Either

## 2010 Wisconsin Retirement Board Disability Annuities Started by Option Type

