




Wisconsin Public Employers Group Life Insurance Program




Life can change in an instant. Be prepared by purchasing life insurance coverage for yourself and your family through the Wisconsin Public Employers Group Term Life Insurance Program.



Your optional coverages

Coverage options	Active employees	Retirees
 Basic term life	<p>1x previous year's WRS earnings, rounded to the next higher \$1,000 (if not already a multiple of \$1,000).</p> <p>At age 70, coverage for employees automatically continues and reduces to 25%.* No further premiums are due from the employee to continue this coverage.</p>	<ul style="list-style-type: none"> • If retired, coverage continues at 100% until age 65. • Coverage reduces to 75% at age 65, 50% at age 66, and 25%* at age 67. • Premiums are deducted from monthly annuity until age 65. Thereafter, insurance is free for the lifetime of the retiree.
 Supplemental term life	<p>1x previous year's WRS earnings, rounded to the next higher \$1,000 (if not already a multiple of \$1,000).</p> <p>At age 70, coverage for employees terminates.</p>	<ul style="list-style-type: none"> • If retired, coverage continues at 100% until age 65 and then coverage ends.
 Additional term life	<p>1x, 2x or 3x previous year's WRS earnings, rounded to the next higher \$1,000 (if not already a multiple of \$1,000).</p>	<ul style="list-style-type: none"> • If retired, coverage continues at 100% until age 65 and then coverage ends.

*50 percent for local employers who have opted for the higher post-retirement benefit.

Coverage type	Coverage amount	Additional information								
 Spouse and Dependent term life	<p>Coverage options available:</p> <table> <tr> <td>Spouse:</td> <td>\$10,000</td> </tr> <tr> <td>Each dependent child:</td> <td>\$5,000</td> </tr> <tr> <td>Spouse:</td> <td>\$20,000</td> </tr> <tr> <td>Each dependent child:</td> <td>\$10,000</td> </tr> </table>	Spouse:	\$10,000	Each dependent child:	\$5,000	Spouse:	\$20,000	Each dependent child:	\$10,000	<ul style="list-style-type: none"> • Coverage is for an insured employee's eligible spouse and dependent(s). • Dependent children are eligible up to age 26. Coverage may continue beyond age 26 for disabled children. • Coverage ceases when employee reaches age 70 or retires, whichever occurs first.
Spouse:	\$10,000									
Each dependent child:	\$5,000									
Spouse:	\$20,000									
Each dependent child:	\$10,000									

Monthly cost of coverage

Rates increase with age and are subject to change

Basic, Supplemental and Additional term life (Rates/\$1,000/month)	
Age	Employee
Under 30	\$0.05
30-34	0.06
35-39	0.07
40-44	0.08
45-49	0.12
50-54	0.22
55-59	0.39
60-64	0.49
65-69	0.57

Spouse and Dependent term life (Rates/month) One monthly premium covers all eligible insureds		
Spouse:	\$10,000	\$1.75
Each dependent child:	\$5,000	
Spouse:	\$20,000	\$3.50
Each dependent child:	\$10,000	

Rates are effective through June 30, 2022.

Additional features

Beyond paying a benefit in the event of your death, your group life insurance plan has other important features:

- **Early benefit payments if diagnosed as terminally ill** – If an insured person becomes terminally ill with a life expectancy of 12 months or less, you may request early payment of up to 100 percent of the life insurance amount.
- **No premiums if you become disabled** – If you become totally and permanently disabled from earning any income according to the terms of your certificate, life insurance premiums may be waived.
- **Accidental death and dismemberment and loss of use** – If you are killed in a covered accident or suffer a loss of a limb in a covered accident, additional payments may be made.

How much life insurance do I need?

Check out our life insurance calculator at

LifeBenefits.com/insuranceneeds

This is a summary of plan provisions related to the insurance policy issued by Minnesota Life Insurance Company to the Wisconsin Public Employers Group Life Insurance Program. In the event of a conflict between this summary and the policy and/or certificate, the policy and/or certificate shall dictate the insurance provisions, exclusions, all limitations and terms of coverage. All elections or increases are subject to the actively at work requirement of the policy.

Insurance products are underwritten by Minnesota Life Insurance Company, an affiliate of Securian Financial Group, Inc. Products are offered under policy form series 2832-G.

Securian Financial is the marketing name for Securian Financial Group, Inc., and its affiliates. Minnesota Life Insurance Company is an affiliate of Securian Financial Group Inc.



INSURANCE
INVESTMENTS
RETIREMENT

lifebenefits.com

400 Robert Street North, St. Paul, MN 55101-2098
©2020 Securian Financial Group, Inc. All rights reserved.

F69465 Rev 12-2020 DOFU 1-2020
1062306