

REGISTRATION

# Onsite Event

# Well Wisconsin

## Registering for a screening

- Log on to [webmdhealth.com/wellwisconsin](http://webmdhealth.com/wellwisconsin)
- Click *Benefits*



# Well Wisconsin

## Registering for a screening

- Click on *Get Started* on the Biometric Screening card
- Under *Biometric Screenings*, Click *here* to register

WELL WISCONSIN

**MOVE FOR A MILLION**  
GET MOVING NOW

**Biometric Screening**  
GET STARTED

**Well Wisconsin Incentive**  
VIEW ACTIVITIES

### Biometric Screenings

Making the choice to get a biometric screening is a great way to get a snapshot of your current health status.

Your biometric screening results must be submitted by **October 17th, 2025** to receive credit toward the Health Check activity. To learn about alternative options for completing the health check activity, navigate to [Rewards](#).

There are three options to complete a biometric screening:

**On-Site Health Screening:** WebMD has partnered with Quest Diagnostics to provide onsite health screenings available at employer locations around the state, at no charge to you. You'll generally be in and out in 20 minutes or less, and results will be automatically uploaded to your WebMD account in approximately 10 business days.

[Click here to register.](#) Search by zip code to find a screening event near you.

Don't see a health screening event at your location? Ask your employer about scheduling an onsite health screening.

**Self-Collection Materials:** WebMD has partnered with Quest Diagnostics to provide an at-home screening option at no charge to you. Your results will be automatically uploaded to your WebMD account in approximately 10 business days.

[Click here](#) to request self-collection materials. Select the "Order Materials" option to request your materials.

Materials must be requested no later than September 10, 2025 and returned to Quest using the instructions enclosed with the materials no later than October 17, 2025.

**Health Care Provider Form:** If you already see your health care provider regularly and are up to date with your preventive care, complete and submit the Health Care Provider Form. Read the cover letter closely and confirm with your health care and health insurance provider prior to the appointment. If out of pocket costs will apply.

To download and print your form, [click here](#)

Submit your completed Health Care Provider Form using one of the following methods:

- Mail: Total Wellness, Attn: Data Team, 9320 H Court, Omaha, NE 68127
- Fax: 402-218-4378
- Secure Upload: <https://www.totalwellnesshealth.com/gravity-landing/wellhi/>


[CLOSE](#)

# Well Wisconsin

Registering for a biometric screening or self-collection materials

- Verify your information, phone number and email address are required
- Click *Save*
- To schedule an appointment at an onsite event, click *Make an Appointment*
- To order Self-collection materials, click *Order Materials*

The screenshot shows a registration form titled "Enter Your Information". It contains several input fields: "First Name \*", "Last Name \*", "Preferred Name (Nickname)", "DOB" (with an example "04/30/1984" and "Example: 01/25/1980"), "Self-Identified Gender \*", "Phone \*", and "Email Address \*". Below this is a "Mailing Address" section with fields for "Address Line 1 \*", "Address Line 2", "Country \*" (set to "United States"), "City \*", "State \*", and "Postal Code \*". A "Communication Preferences" section has a checked checkbox for "I would like to receive appointment reminders from Quest Diagnostics Health & Wellness." At the bottom are "Save" and "Cancel" buttons.

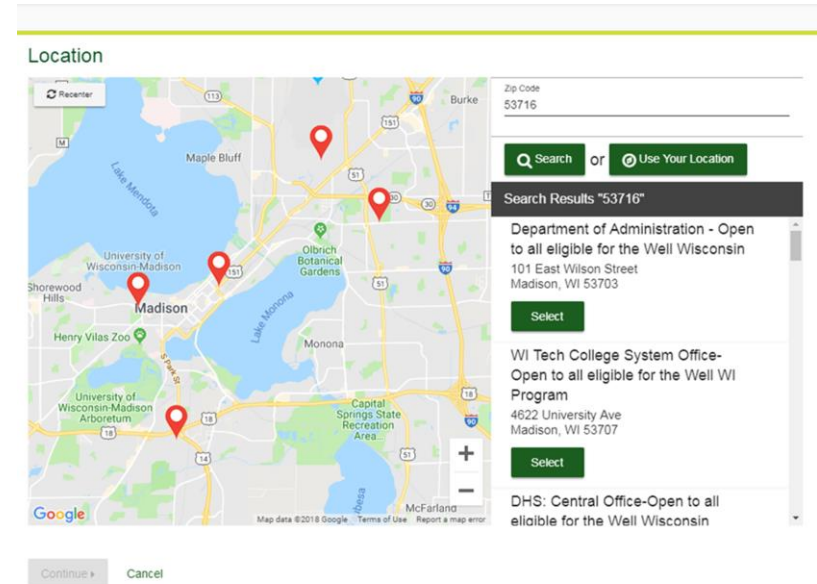


The screenshot shows two pages from the Well Wisconsin program. The top page is titled "Why should you participate?" and contains text explaining the partnership with Quest Diagnostics Health and Wellness services for on-site health screening. It lists measures like BMI, blood pressure, cholesterol, and glucose. The Well Wisconsin logo is in the top right. The bottom page is titled "Wellness Screening" and instructs users to select an appointment method. Under "At an Onsite Event", it says to attend at work or a designated location and features a green "Make an Appointment" button.

# Well Wisconsin

## Registering for a biometric screening

- Participant's home zip code will populate
- Zip code field can be updated to search for other events
- Once the zip code is typed, click *Search*
- You can scroll the *Search Results* to view all the available locations
- Click *Continue* once you have selected a location



# Well Wisconsin Regional Events

If you are registering at one of the Regional Events, use the corresponding zip code to search for the location:

Event Name	Street	City	State	Zip Code	Screening Date	Event Start Time	Event End Time
Regional Screening: Hilton Garden Inn	1355 W 20th Ave	Oshkosh	WI	53704	3/12/2025	09:00 AM	2:00 PM
Regional Screening: Best Western Eau Claire	3340 Mondovi Rd	Eau Claire	WI	54701	3/20/2025	08:00 AM	1:00 PM
Regional Screening: Clarion Suites	102 East Rusk Ave.	Madison	WI	53713	3/27/2025	08:00 AM	1:00 PM
Regional Screening: Comfort Suites Milwaukee	6362 South 13th Street	Oak Creek	WI	53154	4/8/2025	08:00 AM	1:00 PM
Regional Screening: Comfort Suites Green Bay	1951 Bond St.	Green Bay	WI	54303	4/17/2025	08:00 AM	1:00 PM
Regional Screening: Monona Terrace	1 John Nolan Drive	Madison	WI	53703	4/22/2025	08:00 AM	4:00 PM
Regional Screening: Comfort Suites Milwaukee	6362 South 13th Street	Oak Creek	WI	53154	8/20/2025	08:00 AM	1:00 PM
Regional Screening: Clarion Suites	102 East Rusk Ave.	Madison	WI	53713	8/28/2025	08:00 AM	1:00 PM
Regional Screening: Hilton Garden Inn	1355 W 20th Ave	Oshkosh	WI	53704	9/9/2025	09:00 AM	2:00 PM
Regional Screening: Monona Terrace	1 John Nolan Drive	Madison	WI	53703	10/2/2025	08:00 AM	4:00 PM

# Well Wisconsin

## Registering for a biometric screening


- Select a date and time
- Click *Continue*
- Click *Change* to select a different location

The screenshot displays a registration form for Well Wisconsin. It is divided into two main sections: 'Location' and 'Date & Time'. The 'Location' section shows the address 'Department of Administration - Open to all eligible for the Well Wisconsin, 101 East Wilson Street, Madison, WI 53703' and includes a 'Change' link with a checkmark icon. The 'Date & Time' section has a 'Choose a date' field with the value '04/11/2019' and a calendar icon, with a note 'Select the calendar to see other appointment dates available.' Below it is an 'Example: 01/25/1990'. There is also a 'Choose a time' dropdown menu. At the bottom, there are two buttons: 'Continue >' and 'Back'.


# Well Wisconsin

Registering for a biometric screening

- Review your appointment details
- Click *Confirm* to schedule your appointment

**Location** [Change](#) 

Department of Administration - Open to all eligible for the Well Wisconsin  
101 East Wilson Street  
Madison, WI 53703

**Date & Time** [Change](#) 

Thursday, Apr 11, 2019  
8:00 AM

**Review & Confirm**

[Confirm](#) [Cancel](#)

Your appointment is not scheduled until you click confirm.



# Well Wisconsin

## Registering for a biometric screening

- Confirmation page includes appointment details
- Confirmation email will be sent upon registration

### Thank you, WISCETF170


Your wellness screening has been scheduled at the below location.

#### Onsite Event


Department of Administration - Open to all eligible for the Well Wisconsin Wisconsin Room  
101 East Wilson Street  
Madison, WI 53703  
Thursday, Apr 11, 2019  
8:00 AM

[Back to Dashboard ▶](#)


#### Prepare For Your Appointment



Drink plenty of water prior to your appointment



Continue to take all medications as prescribed by your healthcare provider



Do not eat or drink anything, except water, for 9-12 hours prior to the blood test

For questions, contact the Health & Wellness Service Center: **855.623.9355**

REGISTRATION

# Self-Collection Materials

# Well Wisconsin

## Ordering self-collection materials

- To order self-collection materials, click *Order Materials*
- Review address and click *Confirm*

## At-Home Test

Materials will be sent to your home to complete a screening.

**Order Materials** ▶

### Review and Confirm

Address (Line 1) Address (Line 2)

---

Country City State Zip Code

---

**Confirm**

# Well Wisconsin

## Ordering self-collection materials

- Confirmation screening includes link to a step-by-step video
- Confirmation email will be sent

### At-Home Test Materials

**Materials Sent To:**  
1010 Street Address  
City Name, State 12345




**Orders**

Date	Status
01-13-17	Ordered
04-05-17	Shipped

Return Your Materials By:  
**Sat, Dec 17, 2017**

[Back to Dashboard](#)

### Prepare For Your Materials

-  Drink plenty of water prior to completing your screening
-  Continue to take all medications as prescribed by your healthcare provider.
-  Do not eat or drink anything, except water, for 9-12 hours prior to the blood test.

#### Next Steps

- 1 Take your [health questionnaire](#).
- 2 Watch the [At-Home Collection step-by-step video](#).

For questions, contact the Health & Wellness Service Center:  
1.855.623.9355